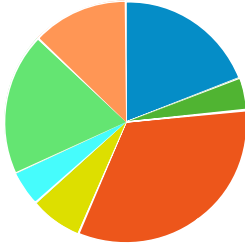




## Report

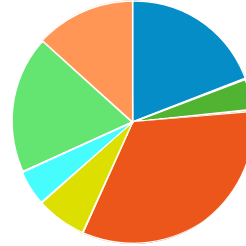
Consumer Expenditures Report (Wayne County, West Virginia)

### Apparel (2017)



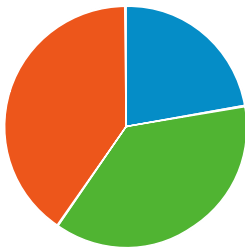
	\$ PER HOUSEHOLD	TOTAL \$000'S
<b>Total</b>	<b>\$1,499</b>	<b>\$25,712</b>
Men's Apparel	\$286	\$4,907
Boys' Apparel	\$65	\$1,118
Women's Apparel	\$494	\$8,486
Girls' Apparel	\$103	\$1,774
Infants Apparel	\$71	\$1,233
Footwear	\$284	\$4,879
Apparel Services and Accessories	\$193	\$3,316

### Apparel (2022)



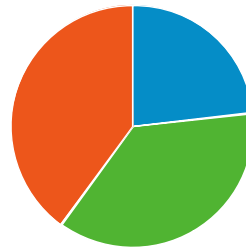
	\$ PER HOUSEHOLD	TOTAL \$000'S
<b>Total</b>	<b>\$1,688</b>	<b>\$29,529</b>
Men's Apparel	\$324	\$5,674
Boys' Apparel	\$72	\$1,264
Women's Apparel	\$559	\$9,791
Girls' Apparel	\$115	\$2,026
Infants Apparel	\$80	\$1,410
Footwear	\$311	\$5,443
Apparel Services and Accessories	\$224	\$3,921

### Entertainment (2017)



	\$ PER HOUSEHOLD	TOTAL \$000'S
<b>Total</b>	<b>\$2,395</b>	<b>\$41,077</b>
Fees And Admissions	\$535	\$9,188
Video And Audio Equipment	\$893	\$15,324
Recreational Equipment And Supplies	\$966	\$16,566

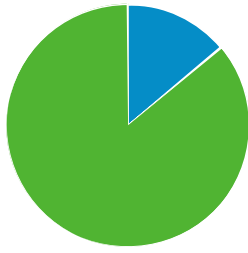
### Entertainment (2022)



	\$ PER HOUSEHOLD	TOTAL \$000'S
<b>Total</b>	<b>\$2,705</b>	<b>\$47,315</b>
Fees And Admissions	\$629	\$11,007
Video And Audio Equipment	\$996	\$17,427
Recreational Equipment And Supplies	\$1,079	\$18,881

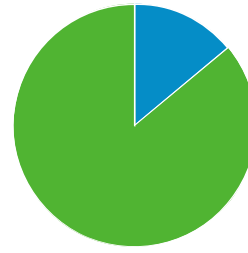
### Education (2017)

### Education (2022)



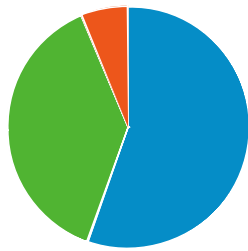
	\$ PER HOUSEHOLD	TOTAL \$000'S
<b>Total</b>	<b>\$1,414</b>	<b>\$24,253</b>
<b>Books And Supplies</b>	<b>\$197</b>	<b>\$3,393</b>
<b>Tuition</b>	<b>\$1,216</b>	<b>\$20,860</b>

#### Food and Beverages (2017)



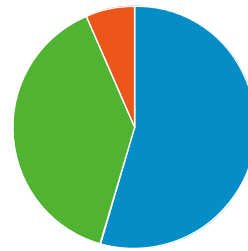
	\$ PER HOUSEHOLD	TOTAL \$000'S
<b>Total</b>	<b>\$1,661</b>	<b>\$29,055</b>
<b>Books And Supplies</b>	<b>\$232</b>	<b>\$4,065</b>
<b>Tuition</b>	<b>\$1,428</b>	<b>\$24,991</b>

#### Food and Beverages (2022)



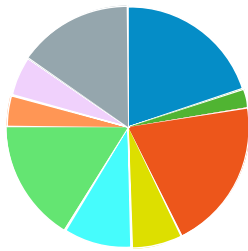
	\$ PER HOUSEHOLD	TOTAL \$000'S
<b>Total</b>	<b>\$6,558</b>	<b>\$112,440</b>
<b>Food At Home</b>	<b>\$3,637</b>	<b>\$62,371</b>
<b>Food Away From Home</b>	<b>\$2,504</b>	<b>\$42,938</b>
<b>Alcoholic Beverages</b>	<b>\$415</b>	<b>\$7,131</b>

#### Gifts (2017)



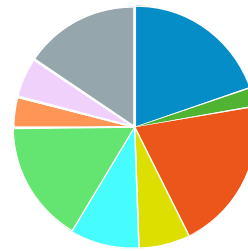
	\$ PER HOUSEHOLD	TOTAL \$000'S
<b>Total</b>	<b>\$7,280</b>	<b>\$127,332</b>
<b>Food At Home</b>	<b>\$3,974</b>	<b>\$69,513</b>
<b>Food Away From Home</b>	<b>\$2,829</b>	<b>\$49,485</b>
<b>Alcoholic Beverages</b>	<b>\$476</b>	<b>\$8,334</b>

#### Gifts (2022)



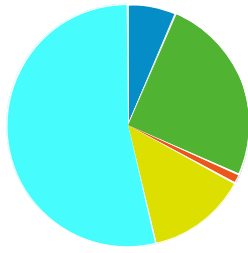
	\$ PER HOUSEHOLD	TOTAL \$000'S
<b>Total</b>	<b>\$988</b>	<b>\$16,942</b>
<b>Gifts Of Apparel</b>	<b>\$196</b>	<b>\$3,364</b>
<b>Gifts Of Apparel Accessories</b>	<b>\$25</b>	<b>\$429</b>
<b>Gifts Of Education</b>	<b>\$200</b>	<b>\$3,439</b>
<b>Gifts Of Recreation</b>	<b>\$67</b>	<b>\$1,159</b>
<b>Gifts Of Food And Beverages</b>	<b>\$91</b>	<b>\$1,562</b>
<b>Gifts Of Household Furnishings And Equipment</b>	<b>\$160</b>	<b>\$2,757</b>
<b>Gifts Of Household</b>	<b>\$42</b>	<b>\$722</b>
<b>Gifts Of Transportation</b>	<b>\$52</b>	<b>\$899</b>
<b>Gifts Elsewhere Unspecified</b>	<b>\$152</b>	<b>\$2,612</b>

#### Household Furnishings (2017)



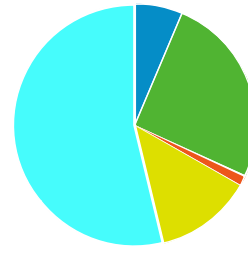
	\$ PER HOUSEHOLD	TOTAL \$000'S
<b>Total</b>	<b>\$1,149</b>	<b>\$20,108</b>
<b>Gifts Of Apparel</b>	<b>\$227</b>	<b>\$3,982</b>
<b>Gifts Of Apparel Accessories</b>	<b>\$29</b>	<b>\$509</b>
<b>Gifts Of Education</b>	<b>\$232</b>	<b>\$4,070</b>
<b>Gifts Of Recreation</b>	<b>\$78</b>	<b>\$1,377</b>
<b>Gifts Of Food And Beverages</b>	<b>\$105</b>	<b>\$1,849</b>
<b>Gifts Of Household Furnishings And Equipment</b>	<b>\$187</b>	<b>\$3,270</b>
<b>Gifts Of Household</b>	<b>\$48</b>	<b>\$852</b>
<b>Gifts Of Transportation</b>	<b>\$61</b>	<b>\$1,081</b>
<b>Gifts Elsewhere Unspecified</b>	<b>\$178</b>	<b>\$3,118</b>

#### Household Furnishings (2022)



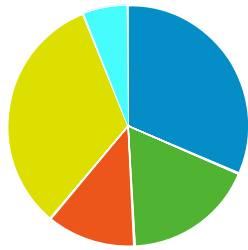
	\$ PER HOUSEHOLD	TOTAL \$000'S
<b>Total</b>	<b>\$1,425</b>	<b>\$24,438</b>
Household Textiles	\$91	\$1,573
Furniture	\$360	\$6,185
Floor Coverings	\$18	\$317
Major Appliances	\$189	\$3,243
Housewares And Small Appliances	\$765	\$13,121

#### Shelter (2017)



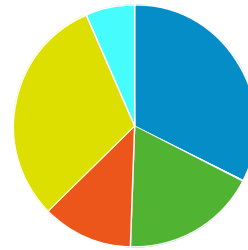
	\$ PER HOUSEHOLD	TOTAL \$000'S
<b>Total</b>	<b>\$1,632</b>	<b>\$28,555</b>
Household Textiles	\$104	\$1,823
Furniture	\$416	\$7,280
Floor Coverings	\$22	\$386
Major Appliances	\$213	\$3,733
Housewares And Small Appliances	\$876	\$15,333

#### Shelter (2022)



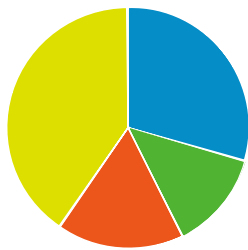
	\$ PER HOUSEHOLD	TOTAL \$000'S
<b>Total</b>	<b>\$8,986</b>	<b>\$154,070</b>
Mortgage Interest	\$2,834	\$48,595
Property Taxes	\$1,586	\$27,208
Miscellaneous Owned Dwelling Costs	\$1,071	\$18,374
Rental Costs	\$2,941	\$50,440
Other Lodging	\$551	\$9,452

#### Household Operations (2017)



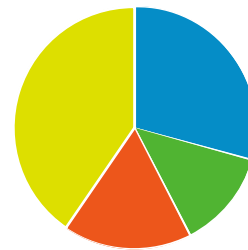
	\$ PER HOUSEHOLD	TOTAL \$000'S
<b>Total</b>	<b>\$10,102</b>	<b>\$176,689</b>
Mortgage Interest	\$3,275	\$57,292
Property Taxes	\$1,827	\$31,968
Miscellaneous Owned Dwelling Costs	\$1,224	\$21,413
Rental Costs	\$3,113	\$54,444
Other Lodging	\$661	\$11,571

#### Household Operations (2022)



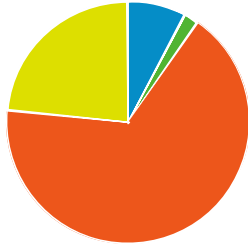
	\$ PER HOUSEHOLD	TOTAL \$000'S
<b>Total</b>	<b>\$1,139</b>	<b>\$19,530</b>
Babysitting And Elderly Care	\$336	\$5,774
Household Services	\$149	\$2,558
Alimony And Child Support	\$194	\$3,328
Household Supplies	\$459	\$7,870

#### Personal Care (2017)



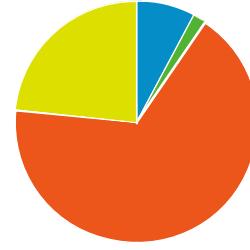
	\$ PER HOUSEHOLD	TOTAL \$000'S
<b>Total</b>	<b>\$1,314</b>	<b>\$22,996</b>
Babysitting And Elderly Care	\$385	\$6,750
Household Services	\$172	\$3,023
Alimony And Child Support	\$225	\$3,944
Household Supplies	\$530	\$9,279

#### Personal Care (2022)



	\$ PER HOUSEHOLD	TOTAL \$000'S
<b>Total</b>	<b>\$565</b>	<b>\$9,701</b>
<b>Hair Care</b>	<b>\$44</b>	<b>\$757</b>
<b>Electric Personal Care Appliances</b>	<b>\$11</b>	<b>\$191</b>
<b>Personal Care Services</b>	<b>\$378</b>	<b>\$6,485</b>
<b>Personal Care Products</b>	<b>\$132</b>	<b>\$2,269</b>

#### Utilities (2017)



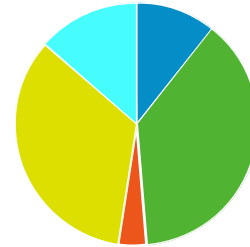
	\$ PER HOUSEHOLD	TOTAL \$000'S
<b>Total</b>	<b>\$634</b>	<b>\$11,098</b>
<b>Hair Care</b>	<b>\$49</b>	<b>\$866</b>
<b>Electric Personal Care Appliances</b>	<b>\$12</b>	<b>\$219</b>
<b>Personal Care Services</b>	<b>\$424</b>	<b>\$7,417</b>
<b>Personal Care Products</b>	<b>\$148</b>	<b>\$2,595</b>

#### Utilities (2022)



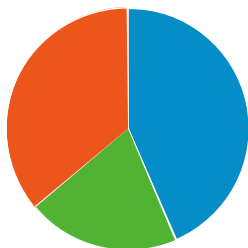
	\$ PER HOUSEHOLD	TOTAL \$000'S
<b>Total</b>	<b>\$3,429</b>	<b>\$58,799</b>
<b>Natural Gas</b>	<b>\$362</b>	<b>\$6,214</b>
<b>Electricity</b>	<b>\$1,315</b>	<b>\$22,551</b>
<b>Fuel Oil And Other Fuels</b>	<b>\$123</b>	<b>\$2,124</b>
<b>Telephone Service</b>	<b>\$1,165</b>	<b>\$19,975</b>
<b>Other Utilities</b>	<b>\$462</b>	<b>\$7,935</b>

#### Reading (2017)



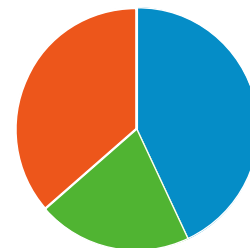
	\$ PER HOUSEHOLD	TOTAL \$000'S
<b>Total</b>	<b>\$3,771</b>	<b>\$65,967</b>
<b>Natural Gas</b>	<b>\$400</b>	<b>\$7,002</b>
<b>Electricity</b>	<b>\$1,438</b>	<b>\$25,157</b>
<b>Fuel Oil And Other Fuels</b>	<b>\$137</b>	<b>\$2,399</b>
<b>Telephone Service</b>	<b>\$1,283</b>	<b>\$22,448</b>
<b>Other Utilities</b>	<b>\$512</b>	<b>\$8,960</b>

#### Reading (2022)



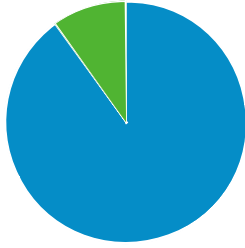
	\$ PER HOUSEHOLD	TOTAL \$000'S
<b>Total</b>	<b>\$95</b>	<b>\$1,638</b>
<b>Newspapers</b>	<b>\$41</b>	<b>\$704</b>
<b>Magazines</b>	<b>\$19</b>	<b>\$335</b>
<b>Books</b>	<b>\$34</b>	<b>\$599</b>

#### Tobacco (2017)



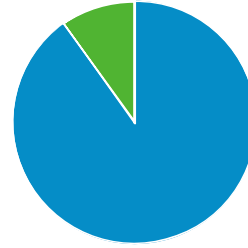
	\$ PER HOUSEHOLD	TOTAL \$000'S
<b>Total</b>	<b>\$108</b>	<b>\$1,893</b>
<b>Newspapers</b>	<b>\$46</b>	<b>\$814</b>
<b>Magazines</b>	<b>\$22</b>	<b>\$388</b>
<b>Books</b>	<b>\$39</b>	<b>\$692</b>

#### Tobacco (2022)



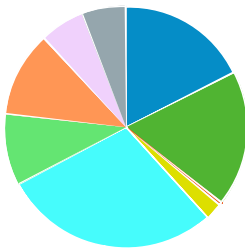
	\$ PER HOUSEHOLD	TOTAL \$000'S
<b>Total</b>	<b>\$303</b>	<b>\$5,205</b>
<b>Cigarettes</b>	<b>\$273</b>	<b>\$4,684</b>
<b>Other Tobacco Products</b>	<b>\$30</b>	<b>\$522</b>

#### Transportation (2017)



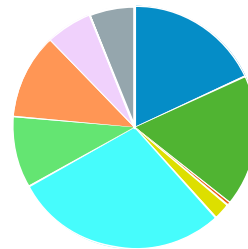
	\$ PER HOUSEHOLD	TOTAL \$000'S
<b>Total</b>	<b>\$324</b>	<b>\$5,667</b>
<b>Cigarettes</b>	<b>\$291</b>	<b>\$5,099</b>
<b>Other Tobacco Products</b>	<b>\$32</b>	<b>\$568</b>

#### Transportation (2022)



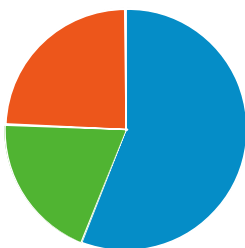
	\$ PER HOUSEHOLD	TOTAL \$000'S
<b>Total</b>	<b>\$8,345</b>	<b>\$143,083</b>
<b>New Vehicle Purchase</b>	<b>\$1,463</b>	<b>\$25,098</b>
<b>Used Vehicle Purchase</b>	<b>\$1,509</b>	<b>\$25,880</b>
<b>Motorcycles (New And Used)</b>	<b>\$34</b>	<b>\$596</b>
<b>Vehicle Finance Charges</b>	<b>\$191</b>	<b>\$3,280</b>
<b>Gasoline And Oil</b>	<b>\$2,411</b>	<b>\$41,347</b>
<b>Vehicle Repair And Maintenance</b>	<b>\$795</b>	<b>\$13,644</b>
<b>Vehicle Insurance</b>	<b>\$948</b>	<b>\$16,254</b>
<b>Public Transportation</b>	<b>\$498</b>	<b>\$8,540</b>
<b>Other Transportation Costs</b>	<b>\$492</b>	<b>\$8,443</b>

#### Health Care (2017)



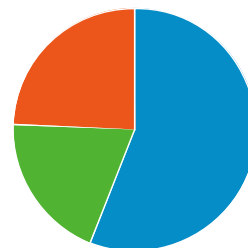
	\$ PER HOUSEHOLD	TOTAL \$000'S
<b>Total</b>	<b>\$9,317</b>	<b>\$162,954</b>
<b>New Vehicle Purchase</b>	<b>\$1,685</b>	<b>\$29,480</b>
<b>Used Vehicle Purchase</b>	<b>\$1,636</b>	<b>\$28,624</b>
<b>Motorcycles (New And Used)</b>	<b>\$39</b>	<b>\$683</b>
<b>Vehicle Finance Charges</b>	<b>\$213</b>	<b>\$3,736</b>
<b>Gasoline And Oil</b>	<b>\$2,660</b>	<b>\$46,526</b>
<b>Vehicle Repair And Maintenance</b>	<b>\$887</b>	<b>\$15,528</b>
<b>Vehicle Insurance</b>	<b>\$1,053</b>	<b>\$18,420</b>
<b>Public Transportation</b>	<b>\$577</b>	<b>\$10,097</b>
<b>Other Transportation Costs</b>	<b>\$563</b>	<b>\$9,859</b>

#### Health Care (2022)



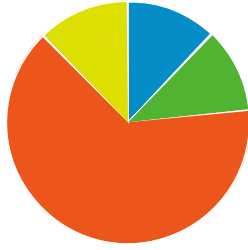
	\$ PER HOUSEHOLD	TOTAL \$000'S
<b>Total</b>	<b>\$3,695</b>	<b>\$63,359</b>
<b>Health Care Insurance</b>	<b>\$2,068</b>	<b>\$35,468</b>
<b>Health Care Services</b>	<b>\$729</b>	<b>\$12,514</b>
<b>Health Care Supplies And Equipment</b>	<b>\$896</b>	<b>\$15,377</b>

#### Miscellaneous Expenses (2017)



	\$ PER HOUSEHOLD	TOTAL \$000'S
<b>Total</b>	<b>\$4,073</b>	<b>\$71,240</b>
<b>Health Care Insurance</b>	<b>\$2,279</b>	<b>\$39,870</b>
<b>Health Care Services</b>	<b>\$802</b>	<b>\$14,039</b>
<b>Health Care Supplies And Equipment</b>	<b>\$990</b>	<b>\$17,331</b>

#### Miscellaneous Expenses (2022)

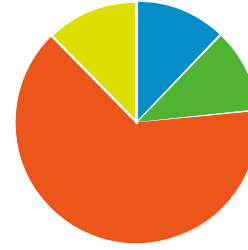


	\$ PER HOUSEHOLD	TOTAL \$000'S
<b>Total</b>	<b>\$658</b>	<b>\$11,288</b>
<b>Legal And Accounting</b>	<b>\$80</b>	<b>\$1,372</b>
<b>Funeral And Cemetery</b>	<b>\$73</b>	<b>\$1,268</b>
<b>Finance Charges Excluding Mortgage And Vehicle</b>	<b>\$422</b>	<b>\$7,247</b>
<b>Other Miscellaneous Expenses</b>	<b>\$81</b>	<b>\$1,401</b>

<b>Personal Insurance (2017)</b>		
	\$ PER HOUSEHOLD	TOTAL \$000'S
		<b>\$294</b>

<b>Contributions (2017)</b>		
	\$ PER HOUSEHOLD	TOTAL \$000'S
		<b>\$1,691</b>

<b>Retail Potential (2017)</b>		
	\$ PER HOUSEHOLD	TOTAL \$000'S
<b>New Car Dealers</b>	<b>\$3,057</b>	<b>\$52,422</b>
<b>User Car Dealers</b>	<b>\$182</b>	<b>\$3,133</b>
<b>Recreational Vehicle Dealers</b>	<b>\$9</b>	<b>\$162</b>
<b>Motorcycle and Boat Dealers</b>	<b>\$130</b>	<b>\$2,237</b>
<b>Auto Parts and Accessories</b>	<b>\$474</b>	<b>\$8,140</b>
<b>Tire Dealers</b>	<b>\$216</b>	<b>\$3,712</b>
<b>Furniture Stores</b>	<b>\$278</b>	<b>\$4,780</b>
<b>Floor Covering Stores</b>	<b>\$101</b>	<b>\$1,746</b>
<b>Other Home Furnishing Stores</b>	<b>\$94</b>	<b>\$1,612</b>
<b>Appliances and Electronics Stores</b>	<b>\$656</b>	<b>\$11,256</b>
<b>Computer Stores</b>	<b>\$1,139</b>	<b>\$19,540</b>
<b>Camera and Photography Stores</b>	<b>\$78</b>	<b>\$1,345</b>
<b>Hardware Stores</b>	<b>\$154</b>	<b>\$2,650</b>
<b>Paint and Wallpaper Stores</b>	<b>\$14</b>	<b>\$243</b>
<b>Home Centers</b>	<b>\$344</b>	<b>\$5,910</b>
<b>Other Building Materials Stores</b>	<b>\$411</b>	<b>\$7,059</b>
<b>Outdoor Power Equipment Stores</b>	<b>\$12</b>	<b>\$221</b>
<b>Nursery and Garden Stores</b>	<b>\$103</b>	<b>\$1,782</b>
<b>Grocery Stores</b>	<b>\$4,963</b>	<b>\$85,104</b>
<b>Convenience Stores</b>	<b>\$209</b>	<b>\$3,588</b>
<b>Meat Markets</b>	<b>\$52</b>	<b>\$894</b>
<b>Fish and Seafood Markets</b>	<b>\$12</b>	<b>\$210</b>
<b>Fruit and Vegetable Markets</b>	<b>\$24</b>	<b>\$423</b>
<b>Other Specialty Food Markets</b>	<b>\$38</b>	<b>\$660</b>
<b>Liquor Stores</b>	<b>\$113</b>	<b>\$1,942</b>
<b>Pharmacy and Drug Stores</b>	<b>\$1,041</b>	<b>\$17,854</b>
<b>Costmetics and Beauty Stores</b>	<b>\$44</b>	<b>\$765</b>
<b>Optical Goods Stores</b>	<b>\$111</b>	<b>\$1,917</b>
<b>Other Health and Personal Care Stores</b>	<b>\$85</b>	<b>\$1,459</b>
<b>Gasoline Stations with Convenience Stores</b>	<b>\$782</b>	<b>\$13,413</b>



	\$ PER HOUSEHOLD	TOTAL \$000'S
<b>Total</b>	<b>\$732</b>	<b>\$12,811</b>
<b>Legal And Accounting</b>	<b>\$89</b>	<b>\$1,557</b>
<b>Funeral And Cemetery</b>	<b>\$82</b>	<b>\$1,445</b>
<b>Finance Charges Excluding Mortgage And Vehicle</b>	<b>\$469</b>	<b>\$8,219</b>
<b>Other Miscellaneous Expenses</b>	<b>\$90</b>	<b>\$1,589</b>

<b>Personal Insurance (2022)</b>		
	\$ PER HOUSEHOLD	TOTAL \$000'S
		<b>\$341</b>

<b>Contributions (2022)</b>		
	\$ PER HOUSEHOLD	TOTAL \$000'S
		<b>\$1,985</b>

Gasoline Stations without Convenience Stores	\$130	\$2,232
Men's Clothing Stores	\$42	\$735
Women's Clothing Stores	\$137	\$2,362
Childrens' and Infant's Clothing Stores	\$76	\$1,312
Family Clothing Stores	\$289	\$4,956
Clothing Accessory Stores	\$15	\$259
Other Apparel Stores	\$34	\$595
Shoe Stores	\$99	\$1,707
Jewelry Stores	\$176	\$3,019
Luggage Stores	\$167	\$2,875
Sporting Goods Stores	\$131	\$2,248
Hobby, Toy, and Game Stores	\$38	\$659
Sewing and Needlecraft Stores	\$13	\$239
Musical Instrument Stores	\$31	\$533
Book Stores	\$285	\$4,898
Record,Tape,and CD Stores	\$73	\$1,257
Department Stores	\$2,261	\$38,766
Warehouse Superstores	\$992	\$17,017
Other General Merchandise Stores	\$271	\$4,651
Florists	\$21	\$374
Office and Stationary Stores	\$198	\$3,399
Gift and Souvenir Stores	\$66	\$1,133
Used Merchandise Stores	\$44	\$755
Pet and Pet Supply Stores	\$91	\$1,575
Art Dealers	\$8	\$139
Mobile Home Dealers	\$0	\$5
Other Miscellaneous Retail Stores	\$88	\$1,522
Mail Order and Catalog Stores	\$1,600	\$27,441
Vending Machines	\$73	\$1,264
Fuel Dealers	\$305	\$5,242
Other Direct Selling Establishments	\$149	\$2,556
Hotels and Other Travel Accomodations	\$109	\$1,883
RV Parks	\$1	\$31
Rooming and Boarding Houses	\$0	\$17
Full Service Restaurants	\$739	\$12,672
Limited Service Restaurants	\$735	\$12,612
Special Food Services and Catering	\$123	\$2,117
Drinking Places	\$65	\$1,123

Source: Applied Geographic Solutions, 2017