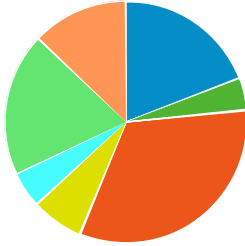




Report

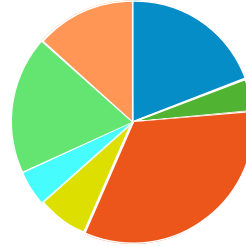
Consumer Expenditures Report (Lincoln County, West Virginia)

Apparel (2017)



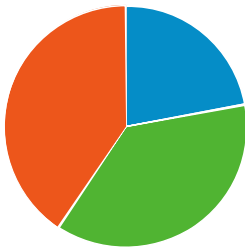
	\$ PER HOUSEHOLD	TOTAL \$000'S
Total	\$1,515	\$13,290
Men's Apparel	\$289	\$2,540
Boys' Apparel	\$65	\$578
Women's Apparel	\$497	\$4,367
Girls' Apparel	\$104	\$919
Infants Apparel	\$72	\$638
Footwear	\$289	\$2,537
Apparel Services and Accessories	\$195	\$1,712

Apparel (2022)



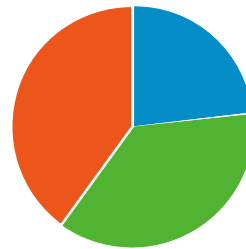
	\$ PER HOUSEHOLD	TOTAL \$000'S
Total	\$1,698	\$15,057
Men's Apparel	\$326	\$2,890
Boys' Apparel	\$73	\$647
Women's Apparel	\$561	\$4,976
Girls' Apparel	\$116	\$1,033
Infants Apparel	\$81	\$719
Footwear	\$313	\$2,775
Apparel Services and Accessories	\$227	\$2,019

Entertainment (2017)



	\$ PER HOUSEHOLD	TOTAL \$000'S
Total	\$2,420	\$21,229
Fees And Admissions	\$536	\$4,705
Video And Audio Equipment	\$904	\$7,930
Recreational Equipment And Supplies	\$979	\$8,595

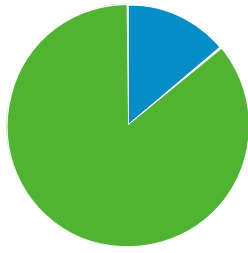
Entertainment (2022)



	\$ PER HOUSEHOLD	TOTAL \$000'S
Total	\$2,739	\$24,278
Fees And Admissions	\$637	\$5,650
Video And Audio Equipment	\$1,004	\$8,906
Recreational Equipment And Supplies	\$1,096	\$9,723

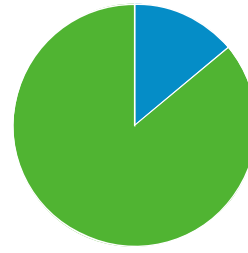
Education (2017)

Education (2022)



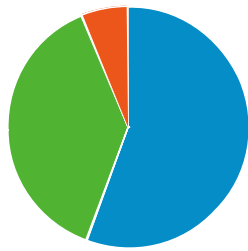
	\$ PER HOUSEHOLD	TOTAL \$000'S
Total	\$1,418	\$12,446
Books And Supplies	\$198	\$1,743
Tuition	\$1,220	\$10,703

Food and Beverages (2017)



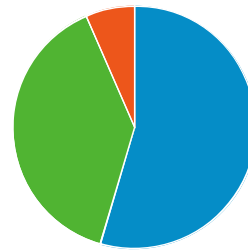
	\$ PER HOUSEHOLD	TOTAL \$000'S
Total	\$1,687	\$14,955
Books And Supplies	\$236	\$2,093
Tuition	\$1,451	\$12,861

Food and Beverages (2022)



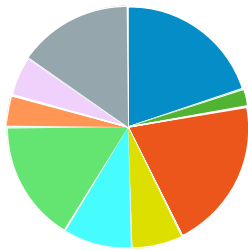
	\$ PER HOUSEHOLD	TOTAL \$000'S
Total	\$6,635	\$58,208
Food At Home	\$3,692	\$32,386
Food Away From Home	\$2,528	\$22,179
Alcoholic Beverages	\$415	\$3,642

Gifts (2017)



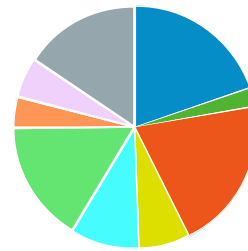
	\$ PER HOUSEHOLD	TOTAL \$000'S
Total	\$7,336	\$65,025
Food At Home	\$4,004	\$35,491
Food Away From Home	\$2,851	\$25,273
Alcoholic Beverages	\$480	\$4,262

Gifts (2022)



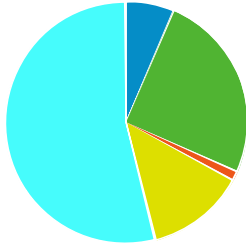
	\$ PER HOUSEHOLD	TOTAL \$000'S
Total	\$984	\$8,634
Gifts Of Apparel	\$195	\$1,714
Gifts Of Apparel Accessories	\$24	\$218
Gifts Of Education	\$199	\$1,754
Gifts Of Recreation	\$67	\$590
Gifts Of Food And Beverages	\$90	\$798
Gifts Of Household Furnishings And Equipment	\$160	\$1,405
Gifts Of Household	\$42	\$368
Gifts Of Transportation	\$52	\$457
Gifts Elsewhere Unspecified	\$151	\$1,328

Household Furnishings (2017)



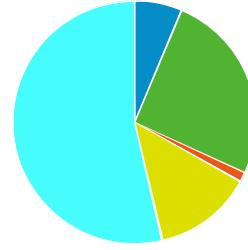
	\$ PER HOUSEHOLD	TOTAL \$000'S
Total	\$1,164	\$10,322
Gifts Of Apparel	\$230	\$2,044
Gifts Of Apparel Accessories	\$29	\$261
Gifts Of Education	\$235	\$2,090
Gifts Of Recreation	\$79	\$706
Gifts Of Food And Beverages	\$107	\$951
Gifts Of Household Furnishings And Equipment	\$189	\$1,679
Gifts Of Household	\$49	\$437
Gifts Of Transportation	\$62	\$556
Gifts Elsewhere Unspecified	\$180	\$1,598

Household Furnishings (2022)



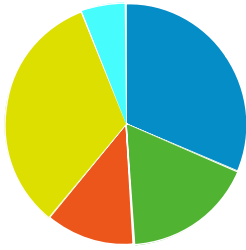
	\$ PER HOUSEHOLD	TOTAL \$000'S
Total	\$1,436	\$12,598
Household Textiles	\$92	\$815
Furniture	\$362	\$3,182
Floor Coverings	\$18	\$162
Major Appliances	\$190	\$1,673
Housewares And Small Appliances	\$771	\$6,766

Shelter (2017)



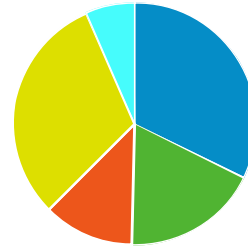
	\$ PER HOUSEHOLD	TOTAL \$000'S
Total	\$1,649	\$14,620
Household Textiles	\$104	\$930
Furniture	\$420	\$3,727
Floor Coverings	\$22	\$197
Major Appliances	\$217	\$1,925
Housewares And Small Appliances	\$884	\$7,842

Shelter (2022)



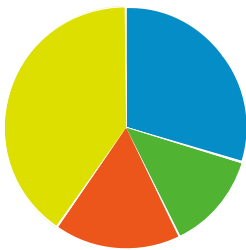
	\$ PER HOUSEHOLD	TOTAL \$000'S
Total	\$9,090	\$79,746
Mortgage Interest	\$2,856	\$25,059
Property Taxes	\$1,598	\$14,018
Miscellaneous Owned Dwelling Costs	\$1,086	\$9,533
Rental Costs	\$3,001	\$26,327
Other Lodging	\$548	\$4,810

Household Operations (2017)



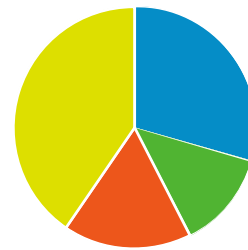
	\$ PER HOUSEHOLD	TOTAL \$000'S
Total	\$10,196	\$90,372
Mortgage Interest	\$3,297	\$29,225
Property Taxes	\$1,848	\$16,381
Miscellaneous Owned Dwelling Costs	\$1,231	\$10,916
Rental Costs	\$3,149	\$27,914
Other Lodging	\$669	\$5,937

Household Operations (2022)



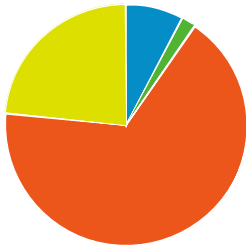
	\$ PER HOUSEHOLD	TOTAL \$000'S
Total	\$1,148	\$10,071
Babysitting And Elderly Care	\$340	\$2,987
Household Services	\$150	\$1,317
Alimony And Child Support	\$194	\$1,707
Household Supplies	\$462	\$4,060

Personal Care (2017)



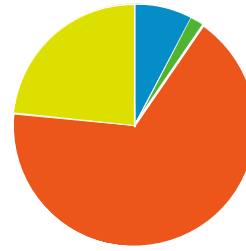
	\$ PER HOUSEHOLD	TOTAL \$000'S
Total	\$1,330	\$11,792
Babysitting And Elderly Care	\$391	\$3,468
Household Services	\$174	\$1,549
Alimony And Child Support	\$227	\$2,015
Household Supplies	\$537	\$4,760

Personal Care (2022)



	\$ PER HOUSEHOLD	TOTAL \$000'S
Total	\$572	\$5,025
Hair Care	\$44	\$392
Electric Personal Care Appliances	\$11	\$99
Personal Care Services	\$382	\$3,359
Personal Care Products	\$133	\$1,175

Utilities (2017)



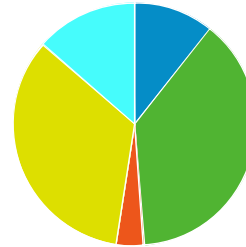
	\$ PER HOUSEHOLD	TOTAL \$000'S
Total	\$638	\$5,661
Hair Care	\$49	\$442
Electric Personal Care Appliances	\$12	\$112
Personal Care Services	\$426	\$3,784
Personal Care Products	\$149	\$1,324

Utilities (2022)



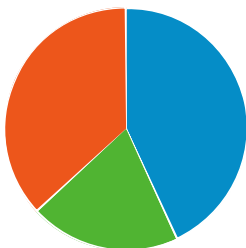
	\$ PER HOUSEHOLD	TOTAL \$000'S
Total	\$3,473	\$30,467
Natural Gas	\$366	\$3,217
Electricity	\$1,332	\$11,688
Fuel Oil And Other Fuels	\$125	\$1,103
Telephone Service	\$1,179	\$10,348
Other Utilities	\$468	\$4,111

Reading (2017)



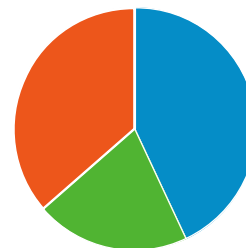
	\$ PER HOUSEHOLD	TOTAL \$000'S
Total	\$3,801	\$33,695
Natural Gas	\$403	\$3,577
Electricity	\$1,451	\$12,863
Fuel Oil And Other Fuels	\$137	\$1,220
Telephone Service	\$1,293	\$11,462
Other Utilities	\$516	\$4,573

Reading (2022)



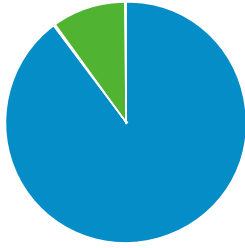
	\$ PER HOUSEHOLD	TOTAL \$000'S
Total	\$96	\$846
Newspapers	\$41	\$364
Magazines	\$19	\$173
Books	\$35	\$309

Tobacco (2017)

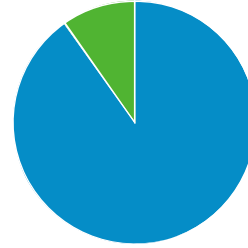


	\$ PER HOUSEHOLD	TOTAL \$000'S
Total	\$108	\$964
Newspapers	\$46	\$415
Magazines	\$22	\$197
Books	\$39	\$352

Tobacco (2022)

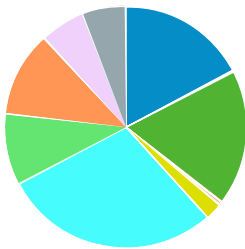


	\$ PER HOUSEHOLD	TOTAL \$000'S
Total	\$309	\$2,716
Cigarettes	\$278	\$2,444
Other Tobacco Products	\$31	\$272

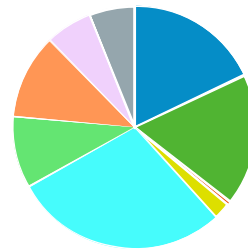


	\$ PER HOUSEHOLD	TOTAL \$000'S
Total	\$327	\$2,905
Cigarettes	\$294	\$2,614
Other Tobacco Products	\$32	\$291

Transportation (2017)

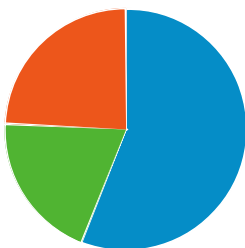


	\$ PER HOUSEHOLD	TOTAL \$000'S
Total	\$8,452	\$74,141
New Vehicle Purchase	\$1,467	\$12,870
Used Vehicle Purchase	\$1,540	\$13,511
Motorcycles (New And Used)	\$35	\$311
Vehicle Finance Charges	\$193	\$1,694
Gasoline And Oil	\$2,450	\$21,497
Vehicle Repair And Maintenance	\$807	\$7,081
Vehicle Insurance	\$960	\$8,423
Public Transportation	\$501	\$4,401
Other Transportation Costs	\$496	\$4,353

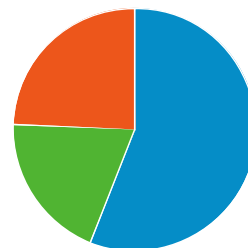


	\$ PER HOUSEHOLD	TOTAL \$000'S
Total	\$9,382	\$83,157
New Vehicle Purchase	\$1,690	\$14,980
Used Vehicle Purchase	\$1,651	\$14,640
Motorcycles (New And Used)	\$39	\$348
Vehicle Finance Charges	\$214	\$1,899
Gasoline And Oil	\$2,680	\$23,756
Vehicle Repair And Maintenance	\$892	\$7,911
Vehicle Insurance	\$1,059	\$9,391
Public Transportation	\$586	\$5,197
Other Transportation Costs	\$567	\$5,034

Health Care (2017)



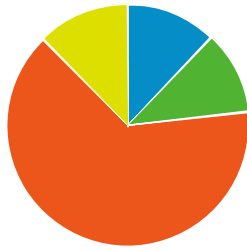
	\$ PER HOUSEHOLD	TOTAL \$000'S
Total	\$3,735	\$32,765
Health Care Insurance	\$2,090	\$18,341
Health Care Services	\$738	\$6,478
Health Care Supplies And Equipment	\$905	\$7,946



	\$ PER HOUSEHOLD	TOTAL \$000'S
Total	\$4,110	\$36,432
Health Care Insurance	\$2,300	\$20,391
Health Care Services	\$810	\$7,181
Health Care Supplies And Equipment	\$999	\$8,859

Miscellaneous Expenses (2017)

Miscellaneous Expenses (2022)

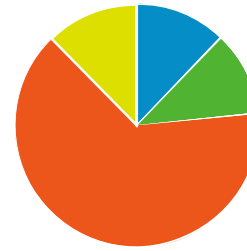


	\$ PER HOUSEHOLD	TOTAL \$000'S
Total	\$662	\$5,810
Legal And Accounting	\$80	\$707
Funeral And Cemetery	\$74	\$653
Finance Charges Excluding Mortgage And Vehicle	\$425	\$3,730
Other Miscellaneous Expenses	\$82	\$721

Personal Insurance (2017)		
	\$ PER HOUSEHOLD	TOTAL \$000'S
		\$296

Contributions (2017)		
	\$ PER HOUSEHOLD	TOTAL \$000'S
		\$1,680

Retail Potential (2017)		
	\$ PER HOUSEHOLD	TOTAL \$000'S
New Car Dealers	\$3,099	\$27,193
User Car Dealers	\$185	\$1,626
Recreational Vehicle Dealers	\$9	\$85
Motorcycle and Boat Dealers	\$132	\$1,160
Auto Parts and Accessories	\$481	\$4,221
Tire Dealers	\$219	\$1,924
Furniture Stores	\$280	\$2,459
Floor Covering Stores	\$103	\$904
Other Home Furnishing Stores	\$94	\$828
Appliances and Electronics Stores	\$662	\$5,812
Computer Stores	\$1,148	\$10,073
Camera and Photography Stores	\$79	\$697
Hardware Stores	\$156	\$1,370
Paint and Wallpaper Stores	\$14	\$127
Home Centers	\$347	\$3,052
Other Building Materials Stores	\$416	\$3,657
Outdoor Power Equipment Stores	\$13	\$115
Nursery and Garden Stores	\$104	\$919
Grocery Stores	\$5,008	\$43,934
Convenience Stores	\$211	\$1,852
Meat Markets	\$52	\$463
Fish and Seafood Markets	\$12	\$109
Fruit and Vegetable Markets	\$24	\$219
Other Specialty Food Markets	\$38	\$342
Liquor Stores	\$113	\$994
Pharmacy and Drug Stores	\$1,050	\$9,217
Costmetics and Beauty Stores	\$45	\$396
Optical Goods Stores	\$112	\$987
Other Health and Personal Care Stores	\$85	\$754
Gasoline Stations with Convenience Stores	\$788	\$6,919



	\$ PER HOUSEHOLD	TOTAL \$000'S
Total	\$741	\$6,571
Legal And Accounting	\$90	\$799
Funeral And Cemetery	\$83	\$742
Finance Charges Excluding Mortgage And Vehicle	\$475	\$4,215
Other Miscellaneous Expenses	\$91	\$815

Personal Insurance (2022)		
	\$ PER HOUSEHOLD	TOTAL \$000'S
		\$346

Contributions (2022)		
	\$ PER HOUSEHOLD	TOTAL \$000'S
		\$2,024

Gasoline Stations without Convenience Stores	\$131	\$1,154
Men's Clothing Stores	\$43	\$380
Women's Clothing Stores	\$138	\$1,215
Childrens' and Infant's Clothing Stores	\$77	\$677
Family Clothing Stores	\$291	\$2,556
Clothing Accessory Stores	\$14	\$131
Other Apparel Stores	\$34	\$306
Shoe Stores	\$101	\$887
Jewelry Stores	\$176	\$1,545
Luggage Stores	\$168	\$1,482
Sporting Goods Stores	\$132	\$1,164
Hobby, Toy, and Game Stores	\$38	\$341
Sewing and Needlecraft Stores	\$13	\$123
Musical Instrument Stores	\$31	\$275
Book Stores	\$289	\$2,539
Record,Tape,and CD Stores	\$74	\$651
Department Stores	\$2,274	\$19,952
Warehouse Superstores	\$1,001	\$8,782
Other General Merchandise Stores	\$272	\$2,393
Florists	\$22	\$194
Office and Stationary Stores	\$199	\$1,752
Gift and Souvenir Stores	\$66	\$583
Used Merchandise Stores	\$44	\$390
Pet and Pet Supply Stores	\$93	\$817
Art Dealers	\$8	\$72
Mobile Home Dealers	\$0	\$2
Other Miscellaneous Retail Stores	\$89	\$782
Mail Order and Catalog Stores	\$1,613	\$14,152
Vending Machines	\$74	\$655
Fuel Dealers	\$309	\$2,717
Other Direct Selling Establishments	\$150	\$1,321
Hotels and Other Travel Accomodations	\$110	\$971
RV Parks	\$1	\$16
Rooming and Boarding Houses	\$1	\$9
Full Service Restaurants	\$744	\$6,535
Limited Service Restaurants	\$742	\$6,512
Special Food Services and Catering	\$124	\$1,094
Drinking Places	\$65	\$575

Source: Applied Geographic Solutions, 2017