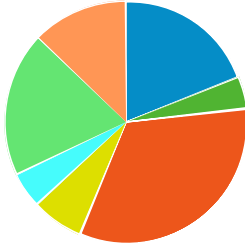




Report

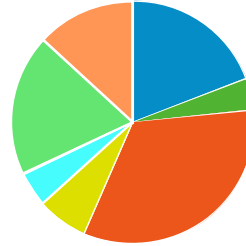
Consumer Expenditures Report (Clay County, West Virginia)

Apparel (2017)



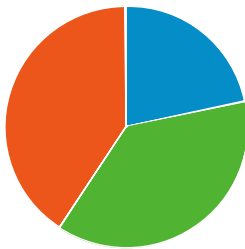
	\$ PER HOUSEHOLD	TOTAL \$000'S
Total	\$1,386	\$5,032
Men's Apparel	\$262	\$954
Boys' Apparel	\$60	\$221
Women's Apparel	\$456	\$1,657
Girls' Apparel	\$95	\$347
Infants Apparel	\$66	\$241
Footwear	\$267	\$970
Apparel Services and Accessories	\$177	\$642

Apparel (2022)



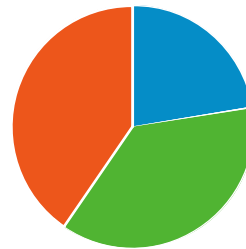
	\$ PER HOUSEHOLD	TOTAL \$000'S
Total	\$1,541	\$5,699
Men's Apparel	\$294	\$1,087
Boys' Apparel	\$66	\$246
Women's Apparel	\$509	\$1,883
Girls' Apparel	\$105	\$390
Infants Apparel	\$73	\$271
Footwear	\$290	\$1,075
Apparel Services and Accessories	\$202	\$748

Entertainment (2017)



	\$ PER HOUSEHOLD	TOTAL \$000'S
Total	\$2,218	\$8,050
Fees And Admissions	\$482	\$1,749
Video And Audio Equipment	\$833	\$3,025
Recreational Equipment And Supplies	\$902	\$3,276

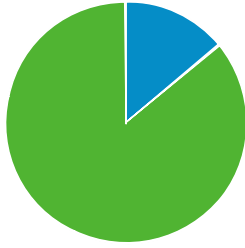
Entertainment (2022)



	\$ PER HOUSEHOLD	TOTAL \$000'S
Total	\$2,484	\$9,184
Fees And Admissions	\$558	\$2,064
Video And Audio Equipment	\$922	\$3,411
Recreational Equipment And Supplies	\$1,003	\$3,709

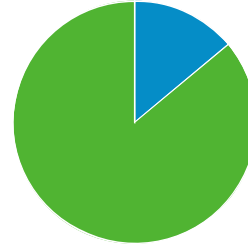
Education (2017)

Education (2022)



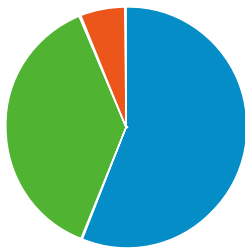
	\$ PER HOUSEHOLD	TOTAL \$000'S
Total	\$1,270	\$4,610
Books And Supplies	\$178	\$647
Tuition	\$1,092	\$3,963

Food and Beverages (2017)



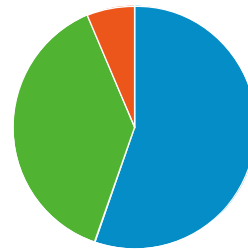
	\$ PER HOUSEHOLD	TOTAL \$000'S
Total	\$1,467	\$5,424
Books And Supplies	\$205	\$761
Tuition	\$1,261	\$4,663

Food and Beverages (2022)



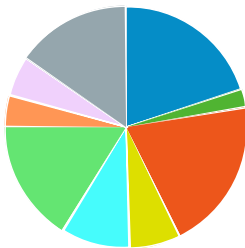
	\$ PER HOUSEHOLD	TOTAL \$000'S
Total	\$6,133	\$22,253
Food At Home	\$3,438	\$12,474
Food Away From Home	\$2,315	\$8,401
Alcoholic Beverages	\$379	\$1,378

Gifts (2017)



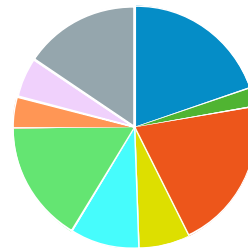
	\$ PER HOUSEHOLD	TOTAL \$000'S
Total	\$6,756	\$24,980
Food At Home	\$3,733	\$13,801
Food Away From Home	\$2,593	\$9,587
Alcoholic Beverages	\$430	\$1,592

Gifts (2022)



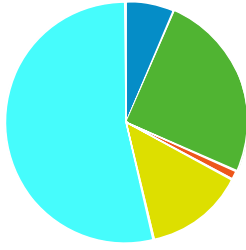
	\$ PER HOUSEHOLD	TOTAL \$000'S
Total	\$898	\$3,261
Gifts Of Apparel	\$178	\$647
Gifts Of Apparel Accessories	\$22	\$82
Gifts Of Education	\$182	\$663
Gifts Of Recreation	\$61	\$223
Gifts Of Food And Beverages	\$83	\$301
Gifts Of Household Furnishings And Equipment	\$145	\$529
Gifts Of Household	\$38	\$138
Gifts Of Transportation	\$47	\$174
Gifts Elsewhere Unspecified	\$138	\$503

Household Furnishings (2017)



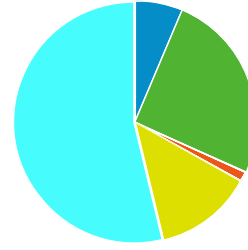
	\$ PER HOUSEHOLD	TOTAL \$000'S
Total	\$1,032	\$3,816
Gifts Of Apparel	\$204	\$756
Gifts Of Apparel Accessories	\$25	\$96
Gifts Of Education	\$209	\$774
Gifts Of Recreation	\$70	\$261
Gifts Of Food And Beverages	\$95	\$351
Gifts Of Household Furnishings And Equipment	\$167	\$620
Gifts Of Household	\$43	\$161
Gifts Of Transportation	\$55	\$206
Gifts Elsewhere Unspecified	\$160	\$592

Household Furnishings (2022)



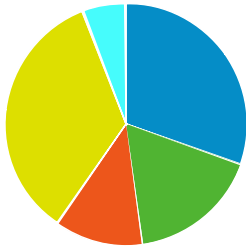
	\$ PER HOUSEHOLD	TOTAL \$000'S
Total	\$1,303	\$4,731
Household Textiles	\$84	\$306
Furniture	\$328	\$1,192
Floor Coverings	\$16	\$60
Major Appliances	\$176	\$639
Housewares And Small Appliances	\$698	\$2,534

Shelter (2017)



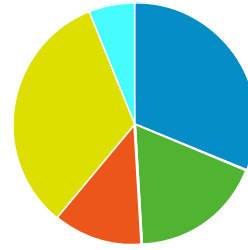
	\$ PER HOUSEHOLD	TOTAL \$000'S
Total	\$1,479	\$5,469
Household Textiles	\$95	\$352
Furniture	\$374	\$1,384
Floor Coverings	\$19	\$72
Major Appliances	\$196	\$727
Housewares And Small Appliances	\$793	\$2,935

Shelter (2022)



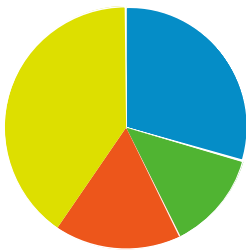
	\$ PER HOUSEHOLD	TOTAL \$000'S
Total	\$8,388	\$30,432
Mortgage Interest	\$2,550	\$9,254
Property Taxes	\$1,464	\$5,312
Miscellaneous Owned Dwelling Costs	\$988	\$3,587
Rental Costs	\$2,898	\$10,517
Other Lodging	\$485	\$1,761

Household Operations (2017)



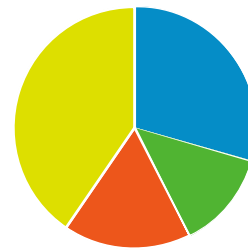
	\$ PER HOUSEHOLD	TOTAL \$000'S
Total	\$9,336	\$34,518
Mortgage Interest	\$2,923	\$10,809
Property Taxes	\$1,662	\$6,146
Miscellaneous Owned Dwelling Costs	\$1,118	\$4,135
Rental Costs	\$3,058	\$11,306
Other Lodging	\$573	\$2,122

Household Operations (2022)



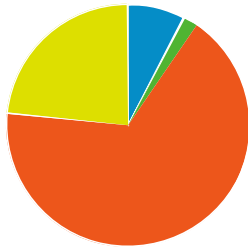
	\$ PER HOUSEHOLD	TOTAL \$000'S
Total	\$1,035	\$3,758
Babysitting And Elderly Care	\$305	\$1,109
Household Services	\$136	\$494
Alimony And Child Support	\$175	\$638
Household Supplies	\$418	\$1,517

Personal Care (2017)



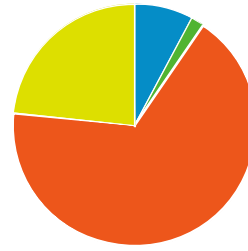
	\$ PER HOUSEHOLD	TOTAL \$000'S
Total	\$1,178	\$4,358
Babysitting And Elderly Care	\$346	\$1,279
Household Services	\$155	\$574
Alimony And Child Support	\$201	\$745
Household Supplies	\$476	\$1,760

Personal Care (2022)



	\$ PER HOUSEHOLD	TOTAL \$000'S
Total	\$525	\$1,906
Hair Care	\$40	\$149
Electric Personal Care Appliances	\$10	\$38
Personal Care Services	\$351	\$1,274
Personal Care Products	\$122	\$446

Utilities (2017)



	\$ PER HOUSEHOLD	TOTAL \$000'S
Total	\$583	\$2,157
Hair Care	\$45	\$168
Electric Personal Care Appliances	\$11	\$43
Personal Care Services	\$389	\$1,442
Personal Care Products	\$136	\$505

Utilities (2022)



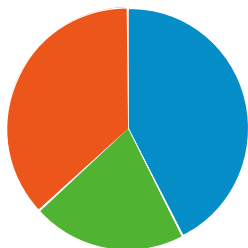
	\$ PER HOUSEHOLD	TOTAL \$000'S
Total	\$3,229	\$11,716
Natural Gas	\$340	\$1,237
Electricity	\$1,243	\$4,512
Fuel Oil And Other Fuels	\$116	\$423
Telephone Service	\$1,094	\$3,970
Other Utilities	\$434	\$1,575

Reading (2017)



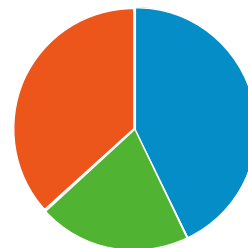
	\$ PER HOUSEHOLD	TOTAL \$000'S
Total	\$3,528	\$13,044
Natural Gas	\$373	\$1,381
Electricity	\$1,351	\$4,997
Fuel Oil And Other Fuels	\$127	\$473
Telephone Service	\$1,198	\$4,431
Other Utilities	\$476	\$1,763

Reading (2022)



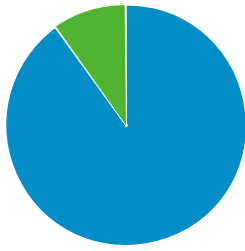
	\$ PER HOUSEHOLD	TOTAL \$000'S
Total	\$88	\$320
Newspapers	\$37	\$138
Magazines	\$18	\$66
Books	\$32	\$117

Tobacco (2017)



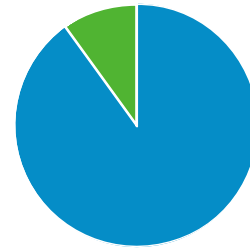
	\$ PER HOUSEHOLD	TOTAL \$000'S
Total	\$99	\$366
Newspapers	\$42	\$158
Magazines	\$20	\$75
Books	\$36	\$134

Tobacco (2022)



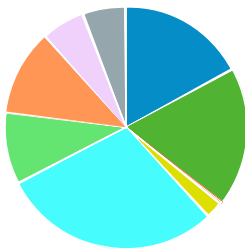
	\$ PER HOUSEHOLD	TOTAL \$000'S
Total	\$292	\$1,063
Cigarettes	\$263	\$956
Other Tobacco Products	\$29	\$106

Transportation (2017)



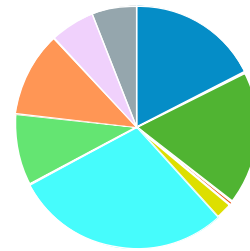
	\$ PER HOUSEHOLD	TOTAL \$000'S
Total	\$312	\$1,155
Cigarettes	\$281	\$1,039
Other Tobacco Products	\$31	\$116

Transportation (2022)



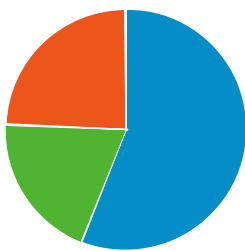
	\$ PER HOUSEHOLD	TOTAL \$000'S
Total	\$7,759	\$28,151
New Vehicle Purchase	\$1,327	\$4,817
Used Vehicle Purchase	\$1,426	\$5,175
Motorcycles (New And Used)	\$31	\$115
Vehicle Finance Charges	\$176	\$639
Gasoline And Oil	\$2,267	\$8,227
Vehicle Repair And Maintenance	\$740	\$2,688
Vehicle Insurance	\$885	\$3,214
Public Transportation	\$454	\$1,650
Other Transportation Costs	\$448	\$1,626

Health Care (2017)



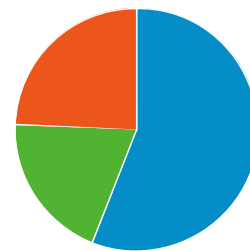
	\$ PER HOUSEHOLD	TOTAL \$000'S
Total	\$8,614	\$31,846
New Vehicle Purchase	\$1,514	\$5,599
Used Vehicle Purchase	\$1,551	\$5,738
Motorcycles (New And Used)	\$36	\$134
Vehicle Finance Charges	\$196	\$725
Gasoline And Oil	\$2,487	\$9,198
Vehicle Repair And Maintenance	\$820	\$3,034
Vehicle Insurance	\$978	\$3,618
Public Transportation	\$519	\$1,920
Other Transportation Costs	\$508	\$1,881

Health Care (2022)



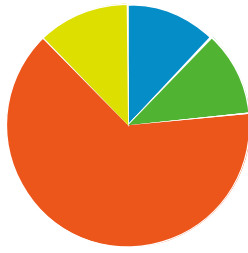
	\$ PER HOUSEHOLD	TOTAL \$000'S
Total	\$3,494	\$12,678
Health Care Insurance	\$1,956	\$7,097
Health Care Services	\$689	\$2,501
Health Care Supplies And Equipment	\$849	\$3,080

Miscellaneous Expenses (2017)



	\$ PER HOUSEHOLD	TOTAL \$000'S
Total	\$3,828	\$14,155
Health Care Insurance	\$2,142	\$7,922
Health Care Services	\$753	\$2,787
Health Care Supplies And Equipment	\$932	\$3,446

Miscellaneous Expenses (2022)

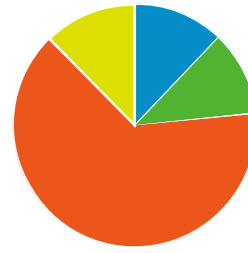


	\$ PER HOUSEHOLD	TOTAL \$000'S
Total	\$612	\$2,224
Legal And Accounting	\$74	\$271
Funeral And Cemetery	\$69	\$250
Finance Charges Excluding Mortgage And Vehicle	\$393	\$1,427
Other Miscellaneous Expenses	\$75	\$276

Personal Insurance (2017)		
	\$ PER HOUSEHOLD	TOTAL \$000'S
		\$268

Contributions (2017)		
	\$ PER HOUSEHOLD	TOTAL \$000'S
		\$1,542

Retail Potential (2017)		
	\$ PER HOUSEHOLD	TOTAL \$000'S
New Car Dealers	\$2,848	\$10,333
User Car Dealers	\$170	\$617
Recreational Vehicle Dealers	\$8	\$32
Motorcycle and Boat Dealers	\$121	\$442
Auto Parts and Accessories	\$443	\$1,607
Tire Dealers	\$202	\$733
Furniture Stores	\$254	\$922
Floor Covering Stores	\$93	\$339
Other Home Furnishing Stores	\$85	\$311
Appliances and Electronics Stores	\$600	\$2,180
Computer Stores	\$1,026	\$3,724
Camera and Photography Stores	\$73	\$266
Hardware Stores	\$142	\$517
Paint and Wallpaper Stores	\$13	\$47
Home Centers	\$317	\$1,152
Other Building Materials Stores	\$380	\$1,380
Outdoor Power Equipment Stores	\$11	\$43
Nursery and Garden Stores	\$95	\$346
Grocery Stores	\$4,628	\$16,792
Convenience Stores	\$194	\$704
Meat Markets	\$49	\$178
Fish and Seafood Markets	\$11	\$42
Fruit and Vegetable Markets	\$22	\$83
Other Specialty Food Markets	\$36	\$131
Liquor Stores	\$103	\$376
Pharmacy and Drug Stores	\$969	\$3,519
Costmetics and Beauty Stores	\$41	\$151
Optical Goods Stores	\$105	\$382
Other Health and Personal Care Stores	\$79	\$289
Gasoline Stations with Convenience Stores	\$723	\$2,626



	\$ PER HOUSEHOLD	TOTAL \$000'S
Total	\$681	\$2,520
Legal And Accounting	\$82	\$307
Funeral And Cemetery	\$77	\$285
Finance Charges Excluding Mortgage And Vehicle	\$436	\$1,615
Other Miscellaneous Expenses	\$84	\$312

Personal Insurance (2022)		
	\$ PER HOUSEHOLD	TOTAL \$000'S
		\$306

Contributions (2022)		
	\$ PER HOUSEHOLD	TOTAL \$000'S
		\$1,772

Gasoline Stations without Convenience Stores	\$121	\$439
Men's Clothing Stores	\$39	\$143
Women's Clothing Stores	\$126	\$461
Childrens' and Infant's Clothing Stores	\$70	\$256
Family Clothing Stores	\$266	\$967
Clothing Accessory Stores	\$13	\$50
Other Apparel Stores	\$31	\$116
Shoe Stores	\$93	\$338
Jewelry Stores	\$160	\$583
Luggage Stores	\$152	\$555
Sporting Goods Stores	\$122	\$443
Hobby, Toy, and Game Stores	\$35	\$128
Sewing and Needlecraft Stores	\$12	\$47
Musical Instrument Stores	\$28	\$105
Book Stores	\$269	\$977
Record,Tape,and CD Stores	\$68	\$247
Department Stores	\$2,085	\$7,566
Warehouse Superstores	\$922	\$3,348
Other General Merchandise Stores	\$250	\$908
Florists	\$19	\$72
Office and Stationary Stores	\$179	\$650
Gift and Souvenir Stores	\$60	\$221
Used Merchandise Stores	\$40	\$148
Pet and Pet Supply Stores	\$85	\$311
Art Dealers	\$7	\$27
Mobile Home Dealers	\$0	\$0
Other Miscellaneous Retail Stores	\$81	\$294
Mail Order and Catalog Stores	\$1,453	\$5,273
Vending Machines	\$68	\$250
Fuel Dealers	\$287	\$1,042
Other Direct Selling Establishments	\$138	\$502
Hotels and Other Travel Accomodations	\$101	\$367
RV Parks	\$1	\$7
Rooming and Boarding Houses	\$1	\$4
Full Service Restaurants	\$682	\$2,474
Limited Service Restaurants	\$680	\$2,467
Special Food Services and Catering	\$114	\$414
Drinking Places	\$59	\$217

Source: Applied Geographic Solutions, 2017