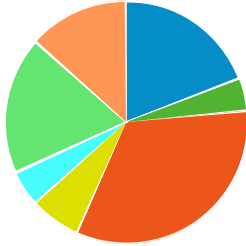




## Report

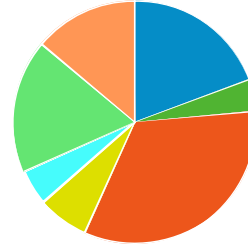
Consumer Expenditures Report (Cabell County, West Virginia)

### Apparel (2017)



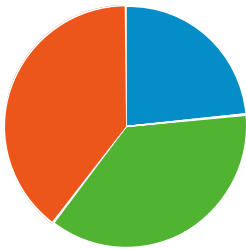
	\$ PER HOUSEHOLD	TOTAL \$000'S
<b>Total</b>	<b>\$1,671</b>	<b>\$69,582</b>
Men's Apparel	\$320	\$13,353
Boys' Apparel	\$72	\$2,997
Women's Apparel	\$553	\$23,038
Girls' Apparel	\$114	\$4,769
Infants Apparel	\$79	\$3,321
Footwear	\$306	\$12,740
Apparel Services and Accessories	\$224	\$9,363

### Apparel (2022)



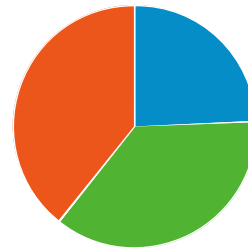
	\$ PER HOUSEHOLD	TOTAL \$000'S
<b>Total</b>	<b>\$1,902</b>	<b>\$81,538</b>
Men's Apparel	\$366	\$15,705
Boys' Apparel	\$81	\$3,476
Women's Apparel	\$631	\$27,057
Girls' Apparel	\$129	\$5,560
Infants Apparel	\$90	\$3,871
Footwear	\$339	\$14,542
Apparel Services and Accessories	\$264	\$11,327

### Entertainment (2017)



	\$ PER HOUSEHOLD	TOTAL \$000'S
<b>Total</b>	<b>\$2,671</b>	<b>\$111,174</b>
Fees And Admissions	\$627	\$26,116
Video And Audio Equipment	\$984	\$40,984
Recreational Equipment And Supplies	\$1,058	\$44,074

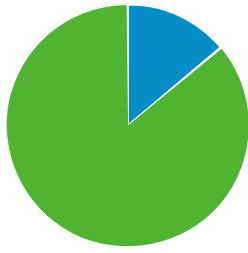
### Entertainment (2022)



	\$ PER HOUSEHOLD	TOTAL \$000'S
<b>Total</b>	<b>\$3,052</b>	<b>\$130,838</b>
Fees And Admissions	\$743	\$31,883
Video And Audio Equipment	\$1,109	\$47,566
Recreational Equipment And Supplies	\$1,198	\$51,389

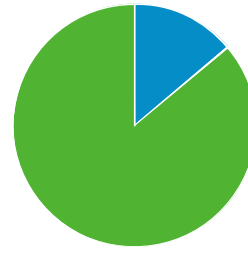
### Education (2017)

### Education (2022)



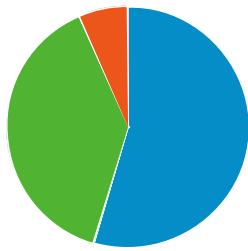
	\$ PER HOUSEHOLD	TOTAL \$000'S
<b>Total</b>	<b>\$1,697</b>	<b>\$70,641</b>
<b>Books And Supplies</b>	<b>\$236</b>	<b>\$9,841</b>
<b>Tuition</b>	<b>\$1,460</b>	<b>\$60,800</b>

#### Food and Beverages (2017)



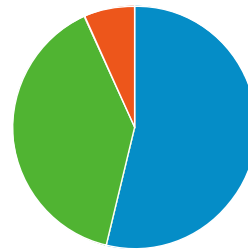
	\$ PER HOUSEHOLD	TOTAL \$000'S
<b>Total</b>	<b>\$2,012</b>	<b>\$86,241</b>
<b>Books And Supplies</b>	<b>\$280</b>	<b>\$12,017</b>
<b>Tuition</b>	<b>\$1,731</b>	<b>\$74,224</b>

#### Food and Beverages (2022)



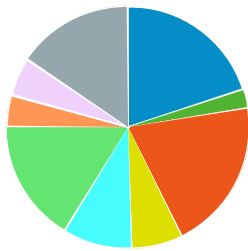
	\$ PER HOUSEHOLD	TOTAL \$000'S
<b>Total</b>	<b>\$7,176</b>	<b>\$298,689</b>
<b>Food At Home</b>	<b>\$3,916</b>	<b>\$163,004</b>
<b>Food Away From Home</b>	<b>\$2,784</b>	<b>\$115,893</b>
<b>Alcoholic Beverages</b>	<b>\$475</b>	<b>\$19,793</b>

#### Gifts (2017)



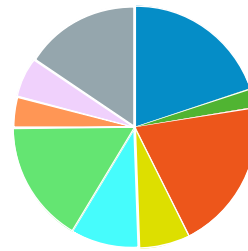
	\$ PER HOUSEHOLD	TOTAL \$000'S
<b>Total</b>	<b>\$8,058</b>	<b>\$345,402</b>
<b>Food At Home</b>	<b>\$4,330</b>	<b>\$185,600</b>
<b>Food Away From Home</b>	<b>\$3,178</b>	<b>\$136,243</b>
<b>Alcoholic Beverages</b>	<b>\$549</b>	<b>\$23,558</b>

#### Gifts (2022)



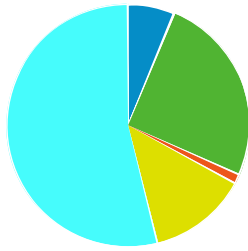
	\$ PER HOUSEHOLD	TOTAL \$000'S
<b>Total</b>	<b>\$1,150</b>	<b>\$47,900</b>
<b>Gifts Of Apparel</b>	<b>\$228</b>	<b>\$9,512</b>
<b>Gifts Of Apparel Accessories</b>	<b>\$29</b>	<b>\$1,230</b>
<b>Gifts Of Education</b>	<b>\$232</b>	<b>\$9,697</b>
<b>Gifts Of Recreation</b>	<b>\$78</b>	<b>\$3,280</b>
<b>Gifts Of Food And Beverages</b>	<b>\$105</b>	<b>\$4,395</b>
<b>Gifts Of Household Furnishings And Equipment</b>	<b>\$187</b>	<b>\$7,820</b>
<b>Gifts Of Household</b>	<b>\$49</b>	<b>\$2,051</b>
<b>Gifts Of Transportation</b>	<b>\$60</b>	<b>\$2,533</b>
<b>Gifts Elsewhere Unspecified</b>	<b>\$177</b>	<b>\$7,383</b>

#### Household Furnishings (2017)



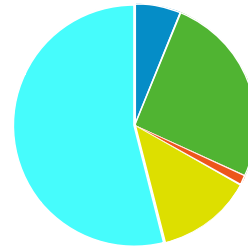
	\$ PER HOUSEHOLD	TOTAL \$000'S
<b>Total</b>	<b>\$1,352</b>	<b>\$57,967</b>
<b>Gifts Of Apparel</b>	<b>\$268</b>	<b>\$11,491</b>
<b>Gifts Of Apparel Accessories</b>	<b>\$34</b>	<b>\$1,484</b>
<b>Gifts Of Education</b>	<b>\$273</b>	<b>\$11,702</b>
<b>Gifts Of Recreation</b>	<b>\$92</b>	<b>\$3,969</b>
<b>Gifts Of Food And Beverages</b>	<b>\$123</b>	<b>\$5,314</b>
<b>Gifts Of Household Furnishings And Equipment</b>	<b>\$220</b>	<b>\$9,468</b>
<b>Gifts Of Household</b>	<b>\$57</b>	<b>\$2,469</b>
<b>Gifts Of Transportation</b>	<b>\$72</b>	<b>\$3,101</b>
<b>Gifts Elsewhere Unspecified</b>	<b>\$209</b>	<b>\$8,969</b>

#### Household Furnishings (2022)



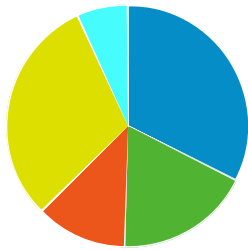
	\$ PER HOUSEHOLD	TOTAL \$000'S
<b>Total</b>	<b>\$1,610</b>	<b>\$67,030</b>
Household Textiles	\$101	\$4,228
Furniture	\$408	\$17,016
Floor Coverings	\$21	\$912
Major Appliances	\$210	\$8,755
Housewares And Small Appliances	\$867	\$36,120

#### Shelter (2017)



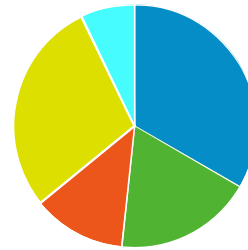
	\$ PER HOUSEHOLD	TOTAL \$000'S
<b>Total</b>	<b>\$1,862</b>	<b>\$79,840</b>
Household Textiles	\$116	\$4,991
Furniture	\$476	\$20,412
Floor Coverings	\$26	\$1,128
Major Appliances	\$240	\$10,305
Housewares And Small Appliances	\$1,003	\$43,004

#### Shelter (2022)



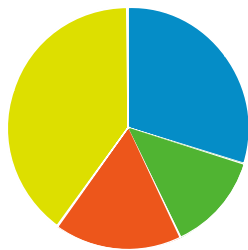
	\$ PER HOUSEHOLD	TOTAL \$000'S
<b>Total</b>	<b>\$9,967</b>	<b>\$414,873</b>
Mortgage Interest	\$3,233	\$134,569
Property Taxes	\$1,796	\$74,760
Miscellaneous Owned Dwelling Costs	\$1,210	\$50,366
Rental Costs	\$3,047	\$126,852
Other Lodging	\$680	\$28,326

#### Household Operations (2017)



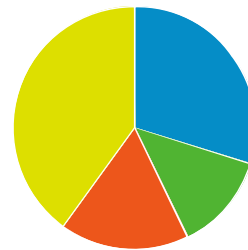
	\$ PER HOUSEHOLD	TOTAL \$000'S
<b>Total</b>	<b>\$11,346</b>	<b>\$486,355</b>
Mortgage Interest	\$3,779	\$161,993
Property Taxes	\$2,090	\$89,626
Miscellaneous Owned Dwelling Costs	\$1,398	\$59,954
Rental Costs	\$3,256	\$139,589
Other Lodging	\$821	\$35,194

#### Household Operations (2022)



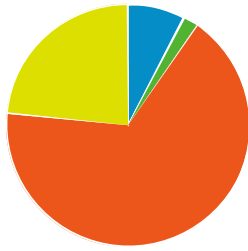
	\$ PER HOUSEHOLD	TOTAL \$000'S
<b>Total</b>	<b>\$1,312</b>	<b>\$54,640</b>
Babysitting And Elderly Care	\$391	\$16,289
Household Services	\$171	\$7,127
Alimony And Child Support	\$224	\$9,347
Household Supplies	\$525	\$21,876

#### Personal Care (2017)



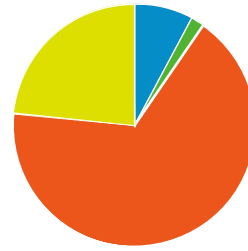
	\$ PER HOUSEHOLD	TOTAL \$000'S
<b>Total</b>	<b>\$1,536</b>	<b>\$65,879</b>
Babysitting And Elderly Care	\$457	\$19,598
Household Services	\$200	\$8,601
Alimony And Child Support	\$263	\$11,284
Household Supplies	\$615	\$26,396

#### Personal Care (2022)



	\$ PER HOUSEHOLD	TOTAL \$000'S
<b>Total</b>	<b>\$627</b>	<b>\$26,101</b>
<b>Hair Care</b>	<b>\$48</b>	<b>\$2,037</b>
<b>Electric Personal Care Appliances</b>	<b>\$12</b>	<b>\$512</b>
<b>Personal Care Services</b>	<b>\$419</b>	<b>\$17,457</b>
<b>Personal Care Products</b>	<b>\$146</b>	<b>\$6,096</b>

**Utilities (2017)**



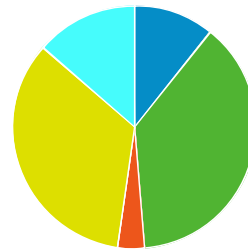
	\$ PER HOUSEHOLD	TOTAL \$000'S
<b>Total</b>	<b>\$711</b>	<b>\$30,479</b>
<b>Hair Care</b>	<b>\$55</b>	<b>\$2,378</b>
<b>Electric Personal Care Appliances</b>	<b>\$13</b>	<b>\$599</b>
<b>Personal Care Services</b>	<b>\$475</b>	<b>\$20,384</b>
<b>Personal Care Products</b>	<b>\$166</b>	<b>\$7,118</b>

**Utilities (2022)**



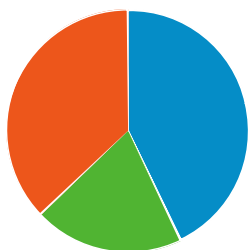
	\$ PER HOUSEHOLD	TOTAL \$000'S
<b>Total</b>	<b>\$3,734</b>	<b>\$155,454</b>
<b>Natural Gas</b>	<b>\$396</b>	<b>\$16,492</b>
<b>Electricity</b>	<b>\$1,426</b>	<b>\$59,386</b>
<b>Fuel Oil And Other Fuels</b>	<b>\$133</b>	<b>\$5,574</b>
<b>Telephone Service</b>	<b>\$1,273</b>	<b>\$52,991</b>
<b>Other Utilities</b>	<b>\$504</b>	<b>\$21,012</b>

**Reading (2017)**



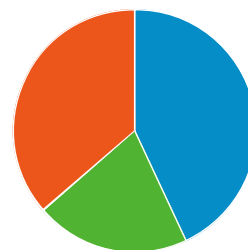
	\$ PER HOUSEHOLD	TOTAL \$000'S
<b>Total</b>	<b>\$4,152</b>	<b>\$177,983</b>
<b>Natural Gas</b>	<b>\$443</b>	<b>\$18,990</b>
<b>Electricity</b>	<b>\$1,577</b>	<b>\$67,621</b>
<b>Fuel Oil And Other Fuels</b>	<b>\$149</b>	<b>\$6,417</b>
<b>Telephone Service</b>	<b>\$1,417</b>	<b>\$60,766</b>
<b>Other Utilities</b>	<b>\$564</b>	<b>\$24,189</b>

**Reading (2022)**



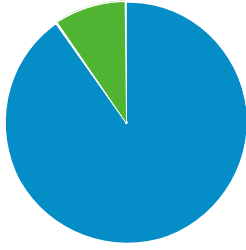
	\$ PER HOUSEHOLD	TOTAL \$000'S
<b>Total</b>	<b>\$106</b>	<b>\$4,446</b>
<b>Newspapers</b>	<b>\$45</b>	<b>\$1,909</b>
<b>Magazines</b>	<b>\$21</b>	<b>\$912</b>
<b>Books</b>	<b>\$39</b>	<b>\$1,625</b>

**Tobacco (2017)**



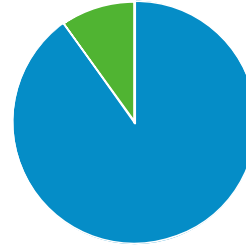
	\$ PER HOUSEHOLD	TOTAL \$000'S
<b>Total</b>	<b>\$122</b>	<b>\$5,234</b>
<b>Newspapers</b>	<b>\$52</b>	<b>\$2,248</b>
<b>Magazines</b>	<b>\$25</b>	<b>\$1,073</b>
<b>Books</b>	<b>\$44</b>	<b>\$1,913</b>

**Tobacco (2022)**



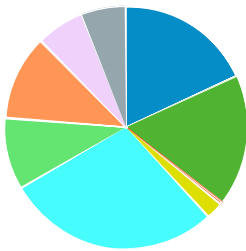
	\$ PER HOUSEHOLD	TOTAL \$000'S
<b>Total</b>	<b>\$319</b>	<b>\$13,278</b>
<b>Cigarettes</b>	<b>\$287</b>	<b>\$11,948</b>
<b>Other Tobacco Products</b>	<b>\$31</b>	<b>\$1,330</b>

**Transportation (2017)**



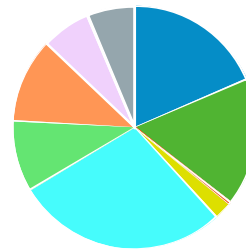
	\$ PER HOUSEHOLD	TOTAL \$000'S
<b>Total</b>	<b>\$343</b>	<b>\$14,731</b>
<b>Cigarettes</b>	<b>\$309</b>	<b>\$13,254</b>
<b>Other Tobacco Products</b>	<b>\$34</b>	<b>\$1,477</b>

**Transportation (2022)**



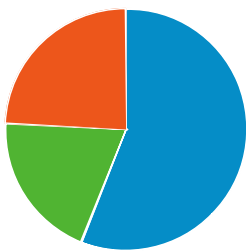
	\$ PER HOUSEHOLD	TOTAL \$000'S
<b>Total</b>	<b>\$9,114</b>	<b>\$379,354</b>
<b>New Vehicle Purchase</b>	<b>\$1,645</b>	<b>\$68,498</b>
<b>Used Vehicle Purchase</b>	<b>\$1,590</b>	<b>\$66,204</b>
<b>Motorcycles (New And Used)</b>	<b>\$37</b>	<b>\$1,545</b>
<b>Vehicle Finance Charges</b>	<b>\$208</b>	<b>\$8,658</b>
<b>Gasoline And Oil</b>	<b>\$2,598</b>	<b>\$108,138</b>
<b>Vehicle Repair And Maintenance</b>	<b>\$871</b>	<b>\$36,281</b>
<b>Vehicle Insurance</b>	<b>\$1,030</b>	<b>\$42,870</b>
<b>Public Transportation</b>	<b>\$576</b>	<b>\$24,003</b>
<b>Other Transportation Costs</b>	<b>\$556</b>	<b>\$23,157</b>

**Health Care (2017)**



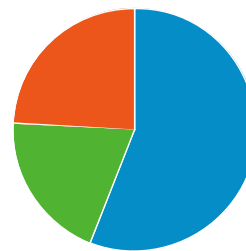
	\$ PER HOUSEHOLD	TOTAL \$000'S
<b>Total</b>	<b>\$10,294</b>	<b>\$441,272</b>
<b>New Vehicle Purchase</b>	<b>\$1,908</b>	<b>\$81,788</b>
<b>Used Vehicle Purchase</b>	<b>\$1,750</b>	<b>\$75,048</b>
<b>Motorcycles (New And Used)</b>	<b>\$42</b>	<b>\$1,814</b>
<b>Vehicle Finance Charges</b>	<b>\$234</b>	<b>\$10,043</b>
<b>Gasoline And Oil</b>	<b>\$2,898</b>	<b>\$124,247</b>
<b>Vehicle Repair And Maintenance</b>	<b>\$982</b>	<b>\$42,099</b>
<b>Vehicle Insurance</b>	<b>\$1,155</b>	<b>\$49,546</b>
<b>Public Transportation</b>	<b>\$677</b>	<b>\$29,033</b>
<b>Other Transportation Costs</b>	<b>\$645</b>	<b>\$27,653</b>

**Health Care (2022)**



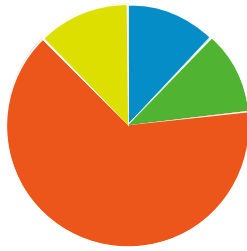
	\$ PER HOUSEHOLD	TOTAL \$000'S
<b>Total</b>	<b>\$4,005</b>	<b>\$166,700</b>
<b>Health Care Insurance</b>	<b>\$2,243</b>	<b>\$93,358</b>
<b>Health Care Services</b>	<b>\$793</b>	<b>\$33,028</b>
<b>Health Care Supplies And Equipment</b>	<b>\$968</b>	<b>\$40,314</b>

**Miscellaneous Expenses (2017)**



	\$ PER HOUSEHOLD	TOTAL \$000'S
<b>Total</b>	<b>\$4,459</b>	<b>\$191,142</b>
<b>Health Care Insurance</b>	<b>\$2,496</b>	<b>\$107,009</b>
<b>Health Care Services</b>	<b>\$882</b>	<b>\$37,833</b>
<b>Health Care Supplies And Equipment</b>	<b>\$1,080</b>	<b>\$46,301</b>

**Miscellaneous Expenses (2022)**

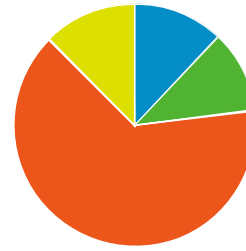


	\$ PER HOUSEHOLD	TOTAL \$000'S
<b>Total</b>	<b>\$723</b>	<b>\$30,098</b>
<b>Legal And Accounting</b>	<b>\$87</b>	<b>\$3,634</b>
<b>Funeral And Cemetery</b>	<b>\$80</b>	<b>\$3,333</b>
<b>Finance Charges Excluding Mortgage And Vehicle</b>	<b>\$465</b>	<b>\$19,388</b>
<b>Other Miscellaneous Expenses</b>	<b>\$89</b>	<b>\$3,743</b>

<b>Personal Insurance (2017)</b>		
	\$ PER HOUSEHOLD	TOTAL \$000'S
		<b>\$342</b>

<b>Contributions (2017)</b>		
	\$ PER HOUSEHOLD	TOTAL \$000'S
		<b>\$1,999</b>

<b>Retail Potential (2017)</b>		
	\$ PER HOUSEHOLD	TOTAL \$000'S
<b>New Car Dealers</b>	<b>\$3,306</b>	<b>\$137,620</b>
<b>User Car Dealers</b>	<b>\$197</b>	<b>\$8,210</b>
<b>Recreational Vehicle Dealers</b>	<b>\$10</b>	<b>\$427</b>
<b>Motorcycle and Boat Dealers</b>	<b>\$142</b>	<b>\$5,936</b>
<b>Auto Parts and Accessories</b>	<b>\$517</b>	<b>\$21,551</b>
<b>Tire Dealers</b>	<b>\$236</b>	<b>\$9,824</b>
<b>Furniture Stores</b>	<b>\$316</b>	<b>\$13,161</b>
<b>Floor Covering Stores</b>	<b>\$114</b>	<b>\$4,772</b>
<b>Other Home Furnishing Stores</b>	<b>\$107</b>	<b>\$4,456</b>
<b>Appliances and Electronics Stores</b>	<b>\$737</b>	<b>\$30,707</b>
<b>Computer Stores</b>	<b>\$1,300</b>	<b>\$54,121</b>
<b>Camera and Photography Stores</b>	<b>\$86</b>	<b>\$3,583</b>
<b>Hardware Stores</b>	<b>\$174</b>	<b>\$7,266</b>
<b>Paint and Wallpaper Stores</b>	<b>\$15</b>	<b>\$659</b>
<b>Home Centers</b>	<b>\$387</b>	<b>\$16,119</b>
<b>Other Building Materials Stores</b>	<b>\$466</b>	<b>\$19,414</b>
<b>Outdoor Power Equipment Stores</b>	<b>\$14</b>	<b>\$604</b>
<b>Nursery and Garden Stores</b>	<b>\$116</b>	<b>\$4,852</b>
<b>Grocery Stores</b>	<b>\$5,499</b>	<b>\$228,881</b>
<b>Convenience Stores</b>	<b>\$231</b>	<b>\$9,634</b>
<b>Meat Markets</b>	<b>\$56</b>	<b>\$2,353</b>
<b>Fish and Seafood Markets</b>	<b>\$13</b>	<b>\$557</b>
<b>Fruit and Vegetable Markets</b>	<b>\$26</b>	<b>\$1,110</b>
<b>Other Specialty Food Markets</b>	<b>\$41</b>	<b>\$1,734</b>
<b>Liquor Stores</b>	<b>\$128</b>	<b>\$5,339</b>
<b>Pharmacy and Drug Stores</b>	<b>\$1,155</b>	<b>\$48,089</b>
<b>Costmetics and Beauty Stores</b>	<b>\$49</b>	<b>\$2,059</b>
<b>Optical Goods Stores</b>	<b>\$121</b>	<b>\$5,068</b>
<b>Other Health and Personal Care Stores</b>	<b>\$93</b>	<b>\$3,909</b>
<b>Gasoline Stations with Convenience Stores</b>	<b>\$866</b>	<b>\$36,078</b>



	\$ PER HOUSEHOLD	TOTAL \$000'S
<b>Total</b>	<b>\$815</b>	<b>\$34,941</b>
<b>Legal And Accounting</b>	<b>\$98</b>	<b>\$4,222</b>
<b>Funeral And Cemetery</b>	<b>\$90</b>	<b>\$3,885</b>
<b>Finance Charges Excluding Mortgage And Vehicle</b>	<b>\$524</b>	<b>\$22,490</b>
<b>Other Miscellaneous Expenses</b>	<b>\$101</b>	<b>\$4,343</b>

<b>Personal Insurance (2022)</b>		
	\$ PER HOUSEHOLD	TOTAL \$000'S
		<b>\$400</b>

<b>Contributions (2022)</b>		
	\$ PER HOUSEHOLD	TOTAL \$000'S
		<b>\$2,366</b>

Gasoline Stations without Convenience Stores	\$142	\$5,948
Men's Clothing Stores	\$47	\$1,997
Women's Clothing Stores	\$154	\$6,430
Childrens' and Infant's Clothing Stores	\$85	\$3,553
Family Clothing Stores	\$323	\$13,479
Clothing Accessory Stores	\$17	\$715
Other Apparel Stores	\$38	\$1,610
Shoe Stores	\$107	\$4,488
Jewelry Stores	\$204	\$8,519
Luggage Stores	\$189	\$7,881
Sporting Goods Stores	\$144	\$6,010
Hobby, Toy, and Game Stores	\$42	\$1,788
Sewing and Needlecraft Stores	\$16	\$668
Musical Instrument Stores	\$34	\$1,438
Book Stores	\$313	\$13,058
Record,Tape,and CD Stores	\$81	\$3,388
Department Stores	\$2,553	\$106,259
Warehouse Superstores	\$1,103	\$45,935
Other General Merchandise Stores	\$306	\$12,750
Florists	\$24	\$1,028
Office and Stationary Stores	\$226	\$9,413
Gift and Souvenir Stores	\$74	\$3,118
Used Merchandise Stores	\$49	\$2,055
Pet and Pet Supply Stores	\$101	\$4,211
Art Dealers	\$9	\$392
Mobile Home Dealers	\$0	\$18
Other Miscellaneous Retail Stores	\$100	\$4,166
Mail Order and Catalog Stores	\$1,814	\$75,525
Vending Machines	\$80	\$3,346
Fuel Dealers	\$333	\$13,881
Other Direct Selling Establishments	\$165	\$6,902
Hotels and Other Travel Accomodations	\$122	\$5,114
RV Parks	\$1	\$81
Rooming and Boarding Houses	\$0	\$39
Full Service Restaurants	\$825	\$34,373
Limited Service Restaurants	\$818	\$34,084
Special Food Services and Catering	\$137	\$5,724
Drinking Places	\$74	\$3,112

Source: Applied Geographic Solutions, 2017