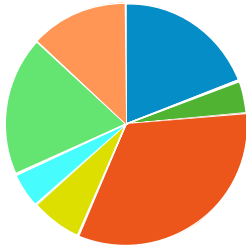




Report

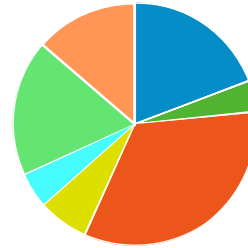
Consumer Expenditures Report (Boone County, West Virginia)

Apparel (2017)



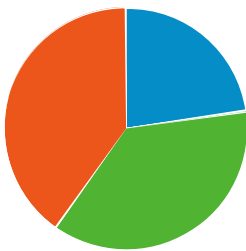
	\$ PER HOUSEHOLD	TOTAL \$000'S
Total	\$1,626	\$15,642
Men's Apparel	\$312	\$3,003
Boys' Apparel	\$70	\$678
Women's Apparel	\$535	\$5,149
Girls' Apparel	\$112	\$1,081
Infants Apparel	\$78	\$750
Footwear	\$304	\$2,933
Apparel Services and Accessories	\$212	\$2,048

Apparel (2022)



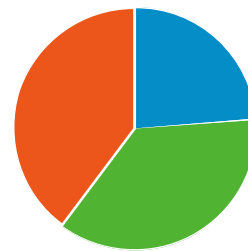
	\$ PER HOUSEHOLD	TOTAL \$000'S
Total	\$1,826	\$17,728
Men's Apparel	\$351	\$3,415
Boys' Apparel	\$77	\$753
Women's Apparel	\$605	\$5,876
Girls' Apparel	\$124	\$1,205
Infants Apparel	\$86	\$839
Footwear	\$330	\$3,212
Apparel Services and Accessories	\$250	\$2,428

Entertainment (2017)



	\$ PER HOUSEHOLD	TOTAL \$000'S
Total	\$2,601	\$25,027
Fees And Admissions	\$592	\$5,696
Video And Audio Equipment	\$964	\$9,274
Recreational Equipment And Supplies	\$1,045	\$10,057

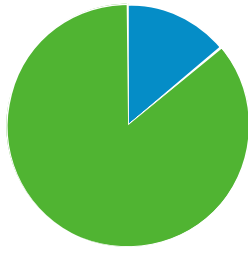
Entertainment (2022)



	\$ PER HOUSEHOLD	TOTAL \$000'S
Total	\$2,949	\$28,624
Fees And Admissions	\$703	\$6,827
Video And Audio Equipment	\$1,074	\$10,429
Recreational Equipment And Supplies	\$1,171	\$11,368

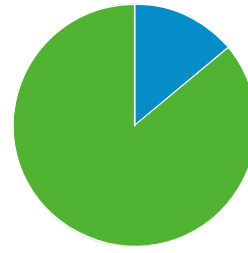
Education (2017)

Education (2022)



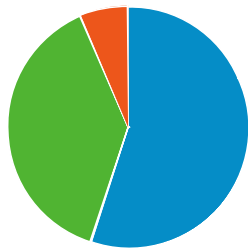
	\$ PER HOUSEHOLD	TOTAL \$000'S
Total	\$1,571	\$15,116
Books And Supplies	\$219	\$2,114
Tuition	\$1,351	\$13,002

Food and Beverages (2017)



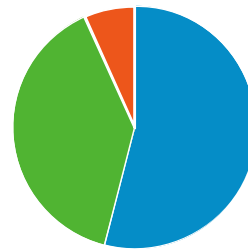
	\$ PER HOUSEHOLD	TOTAL \$000'S
Total	\$1,873	\$18,184
Books And Supplies	\$262	\$2,543
Tuition	\$1,611	\$15,641

Food and Beverages (2022)



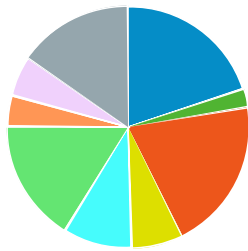
	\$ PER HOUSEHOLD	TOTAL \$000'S
Total	\$7,061	\$67,929
Food At Home	\$3,889	\$37,414
Food Away From Home	\$2,721	\$26,183
Alcoholic Beverages	\$450	\$4,332

Gifts (2017)



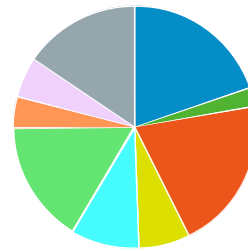
	\$ PER HOUSEHOLD	TOTAL \$000'S
Total	\$7,824	\$75,941
Food At Home	\$4,224	\$41,001
Food Away From Home	\$3,076	\$29,864
Alcoholic Beverages	\$522	\$5,076

Gifts (2022)



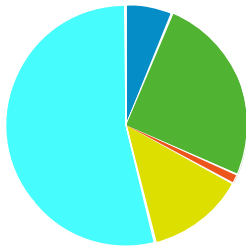
	\$ PER HOUSEHOLD	TOTAL \$000'S
Total	\$1,081	\$10,408
Gifts Of Apparel	\$214	\$2,065
Gifts Of Apparel Accessories	\$27	\$263
Gifts Of Education	\$219	\$2,111
Gifts Of Recreation	\$74	\$712
Gifts Of Food And Beverages	\$99	\$961
Gifts Of Household Furnishings And Equipment	\$176	\$1,695
Gifts Of Household	\$45	\$442
Gifts Of Transportation	\$57	\$555
Gifts Elsewhere Unspecified	\$166	\$1,605

Household Furnishings (2017)



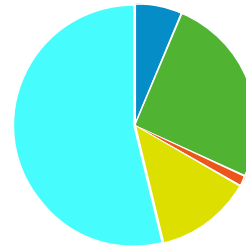
	\$ PER HOUSEHOLD	TOTAL \$000'S
Total	\$1,280	\$12,432
Gifts Of Apparel	\$253	\$2,459
Gifts Of Apparel Accessories	\$32	\$314
Gifts Of Education	\$258	\$2,514
Gifts Of Recreation	\$87	\$851
Gifts Of Food And Beverages	\$117	\$1,144
Gifts Of Household Furnishings And Equipment	\$208	\$2,021
Gifts Of Household	\$53	\$524
Gifts Of Transportation	\$69	\$674
Gifts Elsewhere Unspecified	\$199	\$1,932

Household Furnishings (2022)



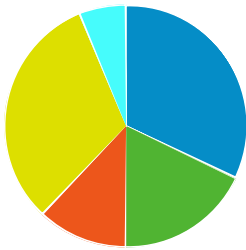
	\$ PER HOUSEHOLD	TOTAL \$000'S
Total	\$1,562	\$15,034
Household Textiles	\$99	\$961
Furniture	\$396	\$3,815
Floor Coverings	\$20	\$199
Major Appliances	\$205	\$1,974
Housewares And Small Appliances	\$840	\$8,086

Shelter (2017)



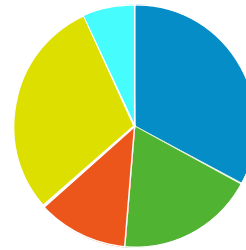
	\$ PER HOUSEHOLD	TOTAL \$000'S
Total	\$1,796	\$17,433
Household Textiles	\$113	\$1,100
Furniture	\$459	\$4,459
Floor Coverings	\$25	\$243
Major Appliances	\$233	\$2,268
Housewares And Small Appliances	\$964	\$9,363

Shelter (2022)



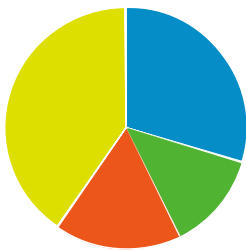
	\$ PER HOUSEHOLD	TOTAL \$000'S
Total	\$9,735	\$93,659
Mortgage Interest	\$3,130	\$30,115
Property Taxes	\$1,741	\$16,750
Miscellaneous Owned Dwelling Costs	\$1,174	\$11,297
Rental Costs	\$3,074	\$29,576
Other Lodging	\$615	\$5,921

Household Operations (2017)



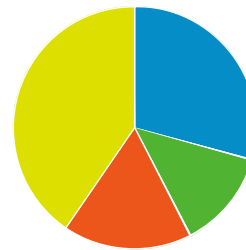
	\$ PER HOUSEHOLD	TOTAL \$000'S
Total	\$10,976	\$106,539
Mortgage Interest	\$3,609	\$35,034
Property Taxes	\$2,018	\$19,590
Miscellaneous Owned Dwelling Costs	\$1,343	\$13,043
Rental Costs	\$3,252	\$31,569
Other Lodging	\$752	\$7,303

Household Operations (2022)



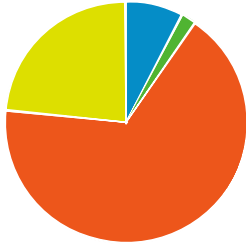
	\$ PER HOUSEHOLD	TOTAL \$000'S
Total	\$1,251	\$12,037
Babysitting And Elderly Care	\$370	\$3,568
Household Services	\$163	\$1,575
Alimony And Child Support	\$212	\$2,041
Household Supplies	\$504	\$4,853

Personal Care (2017)



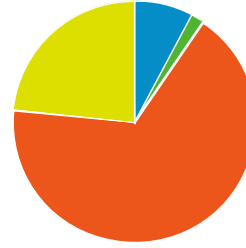
	\$ PER HOUSEHOLD	TOTAL \$000'S
Total	\$1,454	\$14,114
Babysitting And Elderly Care	\$425	\$4,132
Household Services	\$191	\$1,860
Alimony And Child Support	\$249	\$2,419
Household Supplies	\$587	\$5,703

Personal Care (2022)



	\$ PER HOUSEHOLD	TOTAL \$000'S
Total	\$612	\$5,896
Hair Care	\$47	\$460
Electric Personal Care Appliances	\$12	\$116
Personal Care Services	\$409	\$3,942
Personal Care Products	\$143	\$1,378

Utilities (2017)



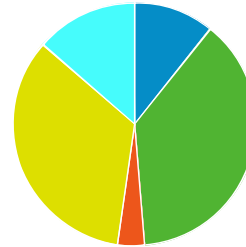
	\$ PER HOUSEHOLD	TOTAL \$000'S
Total	\$686	\$6,663
Hair Care	\$53	\$520
Electric Personal Care Appliances	\$13	\$132
Personal Care Services	\$458	\$4,454
Personal Care Products	\$160	\$1,558

Utilities (2022)



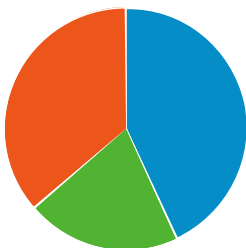
	\$ PER HOUSEHOLD	TOTAL \$000'S
Total	\$3,672	\$35,330
Natural Gas	\$388	\$3,739
Electricity	\$1,403	\$13,506
Fuel Oil And Other Fuels	\$133	\$1,282
Telephone Service	\$1,249	\$12,022
Other Utilities	\$497	\$4,782

Reading (2017)



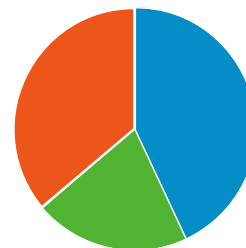
	\$ PER HOUSEHOLD	TOTAL \$000'S
Total	\$4,030	\$39,119
Natural Gas	\$429	\$4,168
Electricity	\$1,532	\$14,873
Fuel Oil And Other Fuels	\$146	\$1,422
Telephone Service	\$1,373	\$13,331
Other Utilities	\$548	\$5,324

Reading (2022)



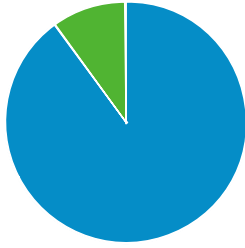
	\$ PER HOUSEHOLD	TOTAL \$000'S
Total	\$103	\$997
Newspapers	\$44	\$429
Magazines	\$21	\$204
Books	\$37	\$365

Tobacco (2017)



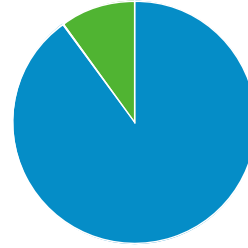
	\$ PER HOUSEHOLD	TOTAL \$000'S
Total	\$117	\$1,142
Newspapers	\$50	\$491
Magazines	\$24	\$234
Books	\$42	\$417

Tobacco (2022)



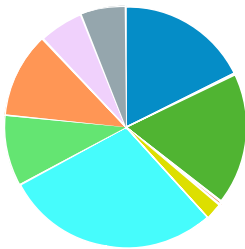
	\$ PER HOUSEHOLD	TOTAL \$000'S
Total	\$320	\$3,083
Cigarettes	\$288	\$2,774
Other Tobacco Products	\$32	\$309

Transportation (2017)



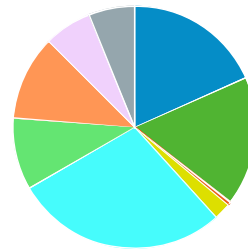
	\$ PER HOUSEHOLD	TOTAL \$000'S
Total	\$340	\$3,303
Cigarettes	\$306	\$2,972
Other Tobacco Products	\$34	\$331

Transportation (2022)



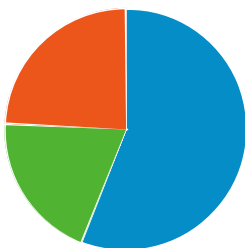
	\$ PER HOUSEHOLD	TOTAL \$000'S
Total	\$9,024	\$86,815
New Vehicle Purchase	\$1,604	\$15,440
Used Vehicle Purchase	\$1,607	\$15,464
Motorcycles (New And Used)	\$38	\$368
Vehicle Finance Charges	\$207	\$1,996
Gasoline And Oil	\$2,599	\$25,003
Vehicle Repair And Maintenance	\$860	\$8,280
Vehicle Insurance	\$1,023	\$9,846
Public Transportation	\$546	\$5,255
Other Transportation Costs	\$536	\$5,163

Health Care (2017)



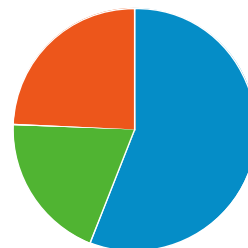
	\$ PER HOUSEHOLD	TOTAL \$000'S
Total	\$10,028	\$97,333
New Vehicle Purchase	\$1,840	\$17,864
Used Vehicle Purchase	\$1,727	\$16,767
Motorcycles (New And Used)	\$42	\$414
Vehicle Finance Charges	\$228	\$2,222
Gasoline And Oil	\$2,845	\$27,619
Vehicle Repair And Maintenance	\$954	\$9,265
Vehicle Insurance	\$1,130	\$10,972
Public Transportation	\$642	\$6,233
Other Transportation Costs	\$616	\$5,979

Health Care (2022)



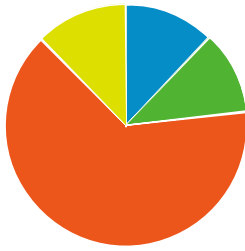
	\$ PER HOUSEHOLD	TOTAL \$000'S
Total	\$3,951	\$38,011
Health Care Insurance	\$2,212	\$21,280
Health Care Services	\$780	\$7,510
Health Care Supplies And Equipment	\$958	\$9,221

Miscellaneous Expenses (2017)



	\$ PER HOUSEHOLD	TOTAL \$000'S
Total	\$4,365	\$42,370
Health Care Insurance	\$2,443	\$23,714
Health Care Services	\$859	\$8,338
Health Care Supplies And Equipment	\$1,062	\$10,317

Miscellaneous Expenses (2022)

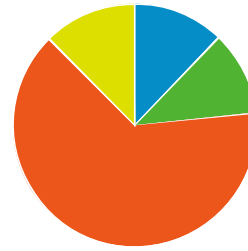


	\$ PER HOUSEHOLD	TOTAL \$000'S
Total	\$707	\$6,804
Legal And Accounting	\$85	\$827
Funeral And Cemetery	\$79	\$764
Finance Charges Excluding Mortgage And Vehicle	\$454	\$4,369
Other Miscellaneous Expenses	\$87	\$844

Personal Insurance (2017)		
	\$ PER HOUSEHOLD	TOTAL \$000'S
		\$323

Contributions (2017)		
	\$ PER HOUSEHOLD	TOTAL \$000'S
		\$1,849

Retail Potential (2017)		
	\$ PER HOUSEHOLD	TOTAL \$000'S
New Car Dealers	\$3,295	\$31,698
User Car Dealers	\$196	\$1,894
Recreational Vehicle Dealers	\$10	\$98
Motorcycle and Boat Dealers	\$140	\$1,355
Auto Parts and Accessories	\$512	\$4,935
Tire Dealers	\$233	\$2,249
Furniture Stores	\$306	\$2,946
Floor Covering Stores	\$111	\$1,072
Other Home Furnishing Stores	\$102	\$989
Appliances and Electronics Stores	\$718	\$6,910
Computer Stores	\$1,258	\$12,106
Camera and Photography Stores	\$84	\$816
Hardware Stores	\$169	\$1,627
Paint and Wallpaper Stores	\$15	\$150
Home Centers	\$376	\$3,623
Other Building Materials Stores	\$450	\$4,338
Outdoor Power Equipment Stores	\$14	\$136
Nursery and Garden Stores	\$113	\$1,093
Grocery Stores	\$5,355	\$51,516
Convenience Stores	\$226	\$2,177
Meat Markets	\$55	\$537
Fish and Seafood Markets	\$13	\$127
Fruit and Vegetable Markets	\$26	\$253
Other Specialty Food Markets	\$41	\$396
Liquor Stores	\$122	\$1,182
Pharmacy and Drug Stores	\$1,125	\$10,829
Costmetics and Beauty Stores	\$48	\$464
Optical Goods Stores	\$119	\$1,148
Other Health and Personal Care Stores	\$91	\$883
Gasoline Stations with Convenience Stores	\$847	\$8,156



	\$ PER HOUSEHOLD	TOTAL \$000'S
Total	\$792	\$7,692
Legal And Accounting	\$96	\$935
Funeral And Cemetery	\$89	\$868
Finance Charges Excluding Mortgage And Vehicle	\$508	\$4,935
Other Miscellaneous Expenses	\$98	\$954

Personal Insurance (2022)		
	\$ PER HOUSEHOLD	TOTAL \$000'S
		\$379

Contributions (2022)		
	\$ PER HOUSEHOLD	TOTAL \$000'S
		\$2,225

Gasoline Stations without Convenience Stores	\$141	\$1,356
Men's Clothing Stores	\$46	\$448
Women's Clothing Stores	\$149	\$1,434
Childrens' and Infant's Clothing Stores	\$82	\$797
Family Clothing Stores	\$314	\$3,021
Clothing Accessory Stores	\$16	\$158
Other Apparel Stores	\$37	\$360
Shoe Stores	\$107	\$1,030
Jewelry Stores	\$193	\$1,857
Luggage Stores	\$184	\$1,770
Sporting Goods Stores	\$141	\$1,364
Hobby, Toy, and Game Stores	\$41	\$402
Sewing and Needlecraft Stores	\$15	\$147
Musical Instrument Stores	\$33	\$323
Book Stores	\$306	\$2,951
Record,Tape,and CD Stores	\$79	\$766
Department Stores	\$2,458	\$23,646
Warehouse Superstores	\$1,073	\$10,326
Other General Merchandise Stores	\$295	\$2,838
Florists	\$24	\$231
Office and Stationary Stores	\$218	\$2,102
Gift and Souvenir Stores	\$71	\$692
Used Merchandise Stores	\$47	\$461
Pet and Pet Supply Stores	\$99	\$955
Art Dealers	\$8	\$86
Mobile Home Dealers	\$0	\$3
Other Miscellaneous Retail Stores	\$96	\$932
Mail Order and Catalog Stores	\$1,758	\$16,914
Vending Machines	\$79	\$763
Fuel Dealers	\$328	\$3,157
Other Direct Selling Establishments	\$161	\$1,554
Hotels and Other Travel Accomodations	\$119	\$1,147
RV Parks	\$2	\$19
Rooming and Boarding Houses	\$1	\$10
Full Service Restaurants	\$803	\$7,725
Limited Service Restaurants	\$799	\$7,691
Special Food Services and Catering	\$134	\$1,290
Drinking Places	\$71	\$683

Source: Applied Geographic Solutions, 2017